

LightRig rail comes in three basic lengths.

2 metre length

Item Number 28 656 10



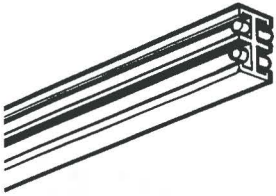
3 metre length

Item Number 28 600 10

4.5 metre length

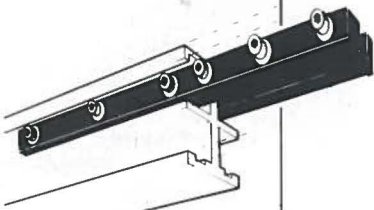
Item Number 28 601 10

The rail also comes in a special curved quadrant shape with a 2 metre radius (for use on curtain and cyclorama runners).



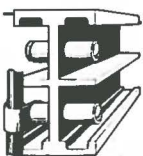
**Adjustable light support for different luminaire loads**

The LightRig Pantograph is the ideal light support accessory for use with Strand's LightRig suspension system. It may be used with a wide variety of luminaires, and makes possible simple adjustment of lights at any required height. Counterbalanced springs are used to set-up the Pantograph to suit the load so that accurate positioning is possible. Fixing to the track is by direct connection to the spigot on the LightRig carriage. An adaptor is available for other fittings.



8 inch rail joining plate  
(for use on the fixed primary tracks only)  
Item Number 28 633 00

End stops  
(set of 4)  
Item Number 26 606 00



There is a wide selection of mounting brackets and drop ceiling supports available for LightRig. For more information about these accessories and also information about Pantographs, please write to Strand Lighting.