


VISION 10/ST

Light, Colour, Movement ...



... total control,
with two consoles
in one


ADB
A Siemens Company

VISION 10/ST - Two Consoles in One

For total Control of Light, Colour and Movement
in Theatres and Television Studios



Eight interchangeable modules make up the front panel
of the basic system



- 1 - 2 modules of 12 submasters with flash-keys, selection-keys and manual faders allowing the creation, recording, and playback of lighting cues, as well as playback of special effects
- 2 - 1 channel/memory selection module with 2 separate keypads and intensity control wheel
- 3 - 1 special effect and general function module (menus, macros, monitors, ...)
- 4 - 1 playback module with crossfade (stage and preset), sequential or not, manual or automatic
- 5 - 1 master module with grand master, auditorium master and blackout key
- 6 - 2 empty modules for expansion of the system with extra optional modules

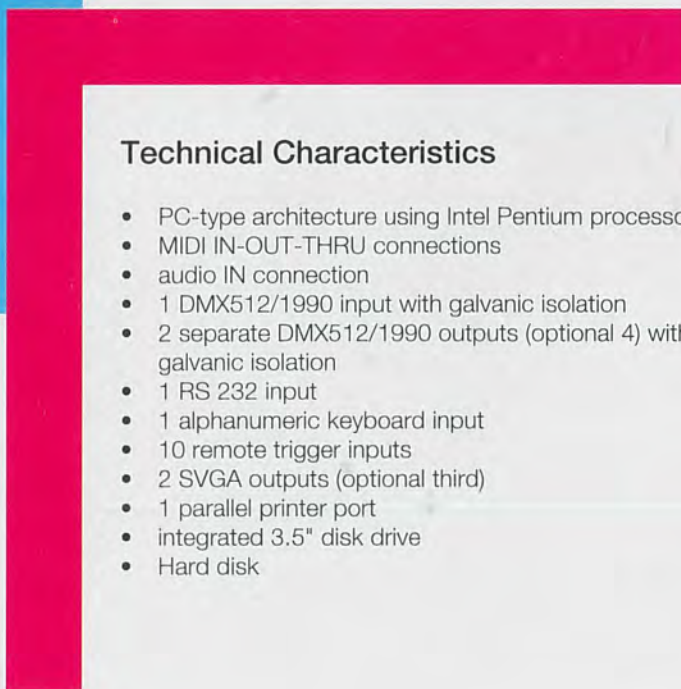
The front panel also features a display panel showing the contents of the submasters, the active work field and its contents, and the clock.

Major User Benefits

- a system with fully integrated control of intensity, motion, colour and any other parameters
- a motion control module equivalent to a second console
- possibility of customising front panel controls and personalising software
- identical response time for control of 100 or 1000 channels
- hard disk system so powerful that capacity and speed become problems of the past
- direct control of and access to any element at any time
- MIDI, SMPTE and RS485 interfaces
- user friendly and instant on-line help for any function
- elegant design and high level professional finish

Main operating Features of the Basic System

- 1024 channels with proportional patch for up to 1024 DMX outputs for dimmers, colour changers and other DMX 512 instruments
- 24 submasters allowing the creation, recording, and playback of lighting cues and special effects, with or without motorised instruments
- more than 500 lighting cues with date and time of creation
- 99 chasers of 99 steps (max 10 000 channels / chaser)
- library of 20 effect types usable in 99 special effects
- 99 memory loops
- possibility to allocate names to memories and groups
- facility for assigning a specific fade time to each channel and/or parameter
- library storage on 3.5" floppy disk and hard disk (ASCII text compatible)
- 10 dimmer curves (preprogrammed or user defined)
- colour management
- programming of 10 external lines
- programming of 499 macros
- programming of keys
- on line HELP mode
- PC compatible software in several languages



Major Options

- 2048 channels
- 48 submasters
- Second playback module
- 3 SVGA monitors
- Motion control
- Ethernet network (1997)

Technical Characteristics

- PC-type architecture using Intel Pentium processor
- MIDI IN-OUT-THRU connections
- audio IN connection
- 1 DMX512/1990 input with galvanic isolation
- 2 separate DMX512/1990 outputs (optional 4) with galvanic isolation
- 1 RS 232 input
- 1 alphanumeric keyboard input
- 10 remote trigger inputs
- 2 SVGA outputs (optional third)
- 1 parallel printer port
- integrated 3.5" disk drive
- Hard disk

Back-up Systems

VISION 10/RB



Lighting control system with identical operational capabilities as VISION 10 / ST, without front panel, for use in a 19" rack or as a tower..

It contains a CPU card, a power supply, an input/output card and keyboard entry. The standard version includes a monitor and an alphanumeric keyboard to provide access to all the functions of the main system.

The Kit 5/V option allows user friendly operation of the back-up from the front panel of VISION 10/ST.

Two back-up modes are possible :

Level 1 - Floppy Disk Reader

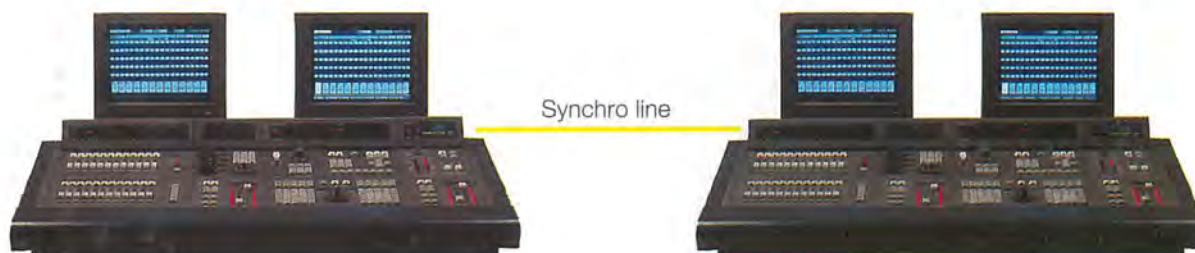
The data created, functions programmed, assignments and memories recorded in the main console are loaded into the other system by means of a 1.44 Megabyte floppy disk. The two systems (main console and back-up) are not synchronised.

In case of problem with the main console, as long as all the data has been loaded into the back-up, the operator can continue the show using the back-up's alphanumeric keyboard.

Level 2 - Synchro Line

In this mode, two consoles are interconnected via a synchro line. As soon as the connection is made, all the data created, functions programmed, assignments and memories recorded are stored simultaneously in both machines.

Therefore, during a show, both systems send the same data to the DMX outputs.



Via the synchro line, it is possible to link any console of the VISION 10 family to another VISION 10 system, which then becomes the back-up. The Kit 1/V or Kit 2/V option must then be installed in both consoles.

For a perfect back-up, the second system must be fitted with the same options as the main console.

The second system may be:

- a VISION 10/ST
- a VISION 10/RB
- a VISION 10/CO (see relevant brochure)

The user can thus choose the solution which suits his/her particular needs best.

Extension of the System

Options "à la carte"

MC/V - (Motion Control)



A control module for moving lights and other instruments controlled by a DMX signal

The operating power of this module makes it a console in the console

PB2/V

A second playback module with crossfade (stage and preset), sequential or not, manual or automatic

KIT 1 / V

Electronic card can be configured for 4 modes of use :

	DMX out 1 bis	DMX out 2 bis	Remote In	Remote Out	Synchro	Remote Screen
1	●	●	-	-	●	-
2	●	●	-	-	-	●
3	-	-	●	●	●	-
4	-	-	●	●	-	●

with:

- DMX out 1 bis : copy of DMX 1 output (channel 1 to 512)
- DMX out 2 bis : copy of DMX 2 output (channel 513 to 1024)
- Remote out : remote control output
- Remote in : remote control input
- Synchro : RS485 line to synchronise the VISION main desk and the back-up system
- Remote screen : RS485 data line to send information to several video display units

KIT 2 / V

Electronic card can be configured for 2 modes of use,

	DMX out 3	DMX out 4	DMX In 2	Synchro	Remote Screen
1	●	●	●	●	-
2	●	●	●	-	●

with:

- DMX out 3 : additional DMX output (1025 to 1536)
- DMX out 4 : additional DMX output (1537 to 2048)
- DMX in 2 : additional DMX input (513 to 1024)
- Synchro : RS485 line to synchronise the VISION main desk and the back-up system
- Remote screen : RS485 data line to send information to several video display units

KIT 3 / V

Electronic card with:

- SMPTE in : input of SMPTE time code (optional SMPTE software)
- SMPTE thru : output of incoming SMPTE time code (thru output)
- IR 1 : infrared remote control line 1 (maximum 4 receivers connected to the line)
- IR 2 : infra-red remote control line 2 (maximum 4 receivers connected to the line)

KIT 4 / V

Electronic card with:

- Front In : input for additional 24 submasters in a separate enclosure (SUB 24/EX)

SUB 24 / EX

24 extra submasters in stand-alone enclosure



KIT 5 / V

Electronic card with:

- Front Out : interface between main desk's front panels and the VISION 10/RB back-up system

KIT VGA3

Electronic card for a third SVGA monitor

KIT 2048 / V

Extension to 2048 channels

C. READ

TENOR / CANTOR memory card reader

SELECTOR / V

DMX line selector switch in stand-alone enclosure

Additional Software Options

SW / SMPTE / 3 V

SMPTE software for KIT 3/V

SW / MC

Motion control software for VISION 10/RB or PC

SW / SUB 48

Extension to 48 submasters for VISION 10/RB or PC

SW / 2048 D

Extension to 2048 dimmers for PC

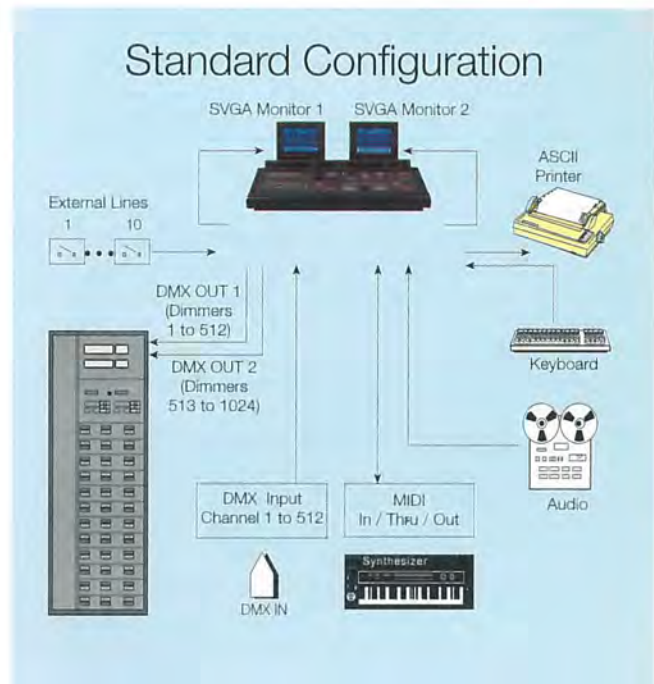
SW / 2048 C

Extension to 2048 channels for PC

VISION 10/ST

Accessories

- MON/V** - SVGA monitor
- PRINTER 10** - Parallel printer with cables
- FLY / VS** - Flight case for VISION 10 / ST
- FLY / MON / V** - Flight case for monitor
- EM / V** - Infrared transmitter
- RE / V** - Infrared receiver
- SUP / KEY** - Support for keyboard



Technical Characteristics

Power Supply : 180 / 264 V AC - 47 / 63 H z
 Consumption : 180 W (Desk)
 120 W per monitor

	Dimensions (mm)	Weight (kg)
VISION 10 / ST	: 1120 x 600 x 190	35
VISION 10 / RB	: 6U x 19" x 520	18
Monitor	: 362 x 328 x 383	14.5

Your Local Partner



ADB - Your Partner for Light

- Belgium** N.V. ADB S.A. (Group Headquarters) Leuvensesteenweg 585, B-1930 Zaventem
Tel : 32 / 2 / 722.17.11, Fax : 32 / 2 / 722.17.64, E-mail : adb-ttv@p1.bru1.siemens.be
- Deutschland** ADB GmbH Dieselstraße 4, D-63165 Mühlheim am Main Tel : 06108 / 66204, Fax : 06108 / 66205
Büro Nord : Tel : 63165 / 469329, Fax : 05331 / 469177 • Büro Ost : Tel : 030 / 670 44 201,
Fax : 030 / 670 44 200 • Büro Süd-West : Tel : 06509 / 8570, Fax : 06509 / 8560
• Büro Süd : Tel : 07031 / 72 03 43, Fax : 07031 / 72 03 45
- France** ADB S.A. rue de la Vanne 47, F-92120 Montrouge / Paris, Tel : 01 / 41.17.48.50, Fax : 01 / 42.53.54.76
- Great Britain** LSI Siemens House, D Block, Windmill Road, Sunbury-on-Thames, Middlesex TW 16 7HS
Tel : 01932 / 75.28.85, Fax : 01932 / 75.28.83

ADB
A Siemens Company