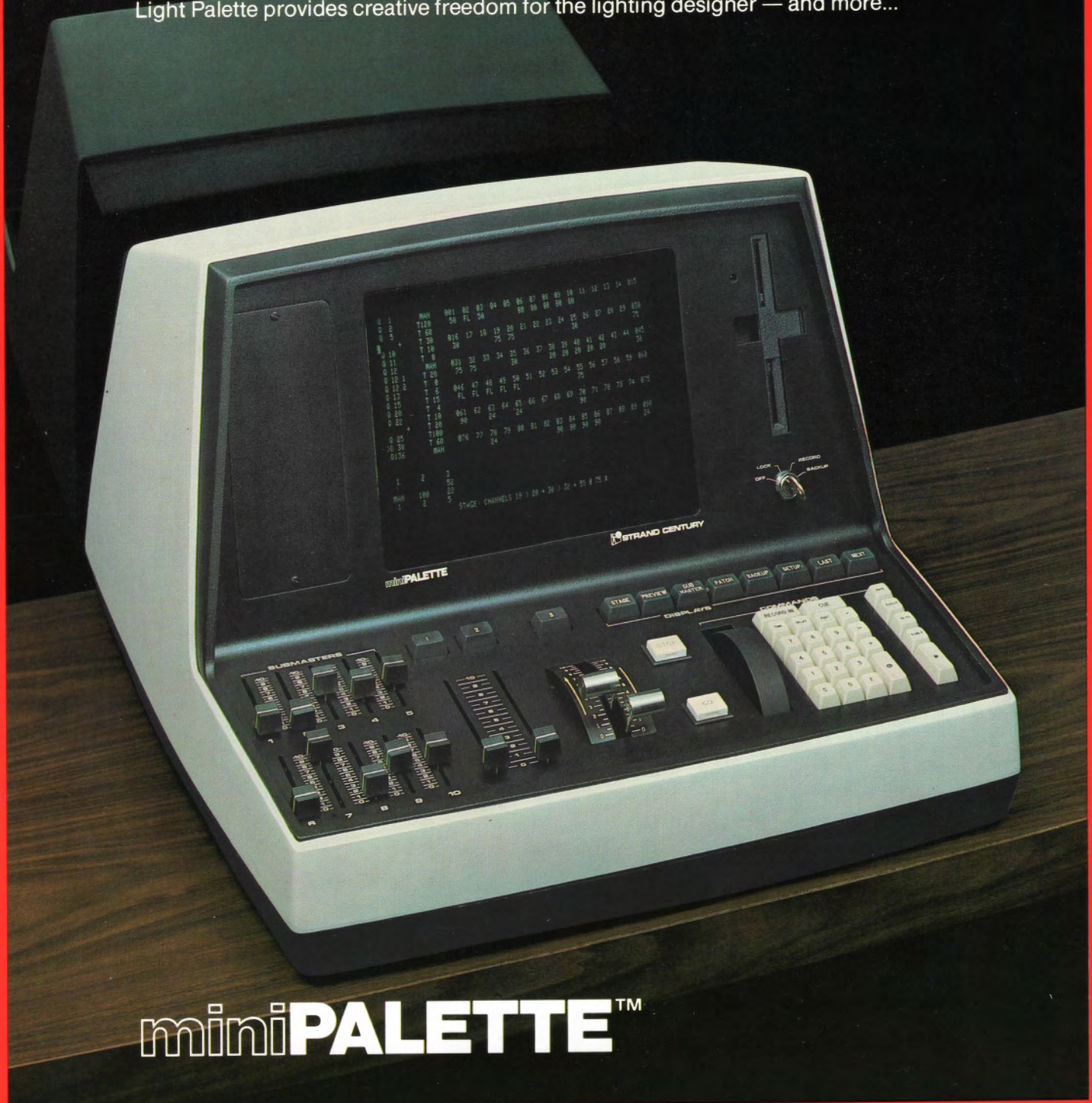


# The Lighting Designer's Obedient Prodigy...

Minipalette,<sup>™</sup> Strand Century's smaller, low cost version of its world famous Light Palette provides creative freedom for the lighting designer — and more...



**miniPALETTE<sup>™</sup>**



**STRAND CENTURY**



# miniPALETTE™

Ideal for small theatres and television studios, Minipalette will interface with all existing dimmers ...and, control outputs are multiplexed over only four wires.

## Designed Cue Transition With Minipalette

Records not only individual stage "pictures" but also the designed transitions between them with assured repeatability.

Records and executes complex multi-part cues precisely as designed.

One button starts a cue, and can play back three separate fade actions.

## Multi-Part Cues With Minipalette

Records and executes three part cues.

Each part may contain, in addition to intensity information, fade time (separate up and down times for split fades), on-off actions (programmed non dims) and a delay so that parts can start or end at different times.

## Written Cue Sheets Eliminated With Minipalette

Eliminates hours of cue sheet writing.

Running cue sheet information displayed in full detail including all-important transition timing of lighting changes.

## Multiple Faders With Minipalette

Any fade can be programmed to be manual - or, if timed, taken over manually without matching.

Three cross faders; one split for lead-lag fades.

## Ten Playback Submasters With Minipalette

Operates in either active pile-on or inhibit mode.

Proportionally modifies levels of assigned channels.



### 1 12" Screen

Displays cue sheet and playback information; Cues are displayed with clear indication of running time, cue on stage and next cue; All data for each cue part is displayed, such as time or manual, split - fade and delays; Dual intensity indicates active and static channels; Displays preview information called up by the Display Keyboard.

### 2 Disc

Provides permanent record of ALL show information for library storage.

### 3 Ten Playback Submasters

Proportionally modify assigned channels; Operate in either pile-on or inhibit mode; Part of 14 fader separate backup memory system.

### 4 Three Faders

One of which (Fader 3) is for split fading.





### CRT Displays Cue Sheet and Playback Data With Minipalette

On 12" high resolution CRT, cues are displayed indicating the cue on stage and next cue, as well as timing information for each cue.

Dual intensity display indicates active and static channels.

Selective displays include: stage, preview, submaster, electronic patch (dimmer assignment), backup memory, and system set-up information.

### Realistic Operator Interface With Minipalette

Operator always in complete control of the console...and the show, with manual takeover capability at any time.

Button stops running cue and can reverse action to allow rehearsal cue re-run.

### Library Storage With Minipalette

Magnetic disc permits permanent record of all cue sheet data and set-up information.

### Backup Memory System With Minipalette

Totally independent memory system driven by 14 faders.

### Reduced Contractor Installation Costs With Minipalette

All plug-in connections.

All dimmer output signals are multiplexed over only four wires.

### Minipalette Controls up to 192 Dimmers on 140 Control Channels

Dimensions: 23" (584mm) L, 23" (584mm) W, 15" (381mm) H.

Weight: 55 lbs (25kg).

#### 5 Go Button

Initiates recorded cues with up to three parts each.

#### 6 Stop Button

Stops a running cue and can reverse the action to allow the cue to be run again.

#### 7 Wheel

Sets lighting levels directly or modifies levels that have been set digitally; Takes command of total stage lighting and adjusts intensities in proportion to original levels; Used for proportional modification of recorded fade rates.

#### 8 Display Keyboard

Provides immediate and random access to stage or preview display of cues and parts, dimmer/channel patching, submaster assignment, any section of the cue sheet and initial set-up information.

#### 9 Command Keyboards

Enter, modify and record all intensity, cue sheet and set-up information, as well as patching and submaster assignments.



## Options

### Designer's Remote Console

This self-contained portable console is designed to be placed wherever convenient during rehearsals. Duplicates all the functions of the Minipalette. Levels may be set, cues may be written and rehearsed, modifications made and information recorded.

### Remote Control Module

This hand-held module provides for calling up channels from remote locations for lamp or focus check. It can also call up and run pre-recorded cues.

### Manual Console

A 2 scene preset console with split crossfader (manual or timed) can be remotely located for manual control of

the required number of channels programmed through the Minipalette. 72 channels; 30.0" (762mm) L, 17.5" (444.5) W, 2.0" (50.8mm) H.

### Printout

A high speed printer provides a printed record of the cue sheet, level information, and details of dimmer/channel patch and submaster assignment.


### Special Effects

Software is available to provide "disco" type effects of chase, flash, scintillate, cycle, etc.

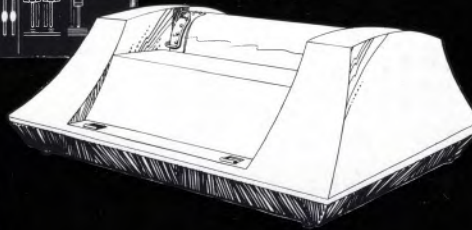
### Export Modification

The system can be supplied for 220/240 V. 50 Hz supply, with a -10 VDC control signal.

Manual Console



Printout



Designer's Remote Console



Remote Control Module

# miniPALETTE™



# STRAND CENTURY

A Company Within the Rank Organisation

Strand Century Inc. 20 Bushes Lane, Elmwood Park, New Jersey 07407, Tel: (201) 791-7000 (212) 564-6910, Telex: 130322

Strand Century Inc. 5432 West 102nd Street, Los Angeles, California 90045, Tel: (213) 776-4600, Telex: 653508

Strand Century Company, Ltd. 6520 Northam Drive, Mississauga, Ontario, Canada L4V 1H9, Tel: (416) 677-7130, Telex: 06968646