

Solo CSI Followspot 1kW CSI/CID Variable Spread

This follow spot is specially designed to use the robust single-ended 1000W discharge lamps. A variable spread lens system provides a narrow angle 9° and a wide spread angle of 15° with the full aperture of the 24-leaf built-in iris diaphragm. This side operated iris has a blackout disc to engage at minimum aperture. The ballast provides a three position switch for selection of lamp power and Standby condition, permitting the operator to keep the followspot on between periods of use by using the strip shutter as a blackout and turning the ballast to 'Standby'. Light then reduces to 25% power. When the next cue is due, the operator can select half or full power for normal use, eliminating the need for hot restrike lamps with the inherent noise at extra high voltage, and gives the operator the confidence that the lamp is on when required.

For straight sided beam shaping, the parallel-closing horizontal strip shutter rotates + and - 25° from the horizontal.

The gate provides a slot to accept a Gobo holder for profile projection. Front and rear sights are provided to enable the operator to align the housing before opening the strip shutter or iris. The followspot is supported within a rigid fork with a friction bearing for rotational movement when stand mounted.

Balance can be adjusted by moving the fork along the side of the housing. Access to the lamp is provided through the top hinged panel of the rear housing which is fully interlocked electrically to isolate the supply when the door is opened.

Item Numbers

'Solo CSI' Variable Spread Followspot complete with 1000 CSI or CID lamp (specify type required) and external control ballast for 220/250v 50Hz operation. 22 526 00
6-colour magazine, hand operated 23 879 90



Rank Strand

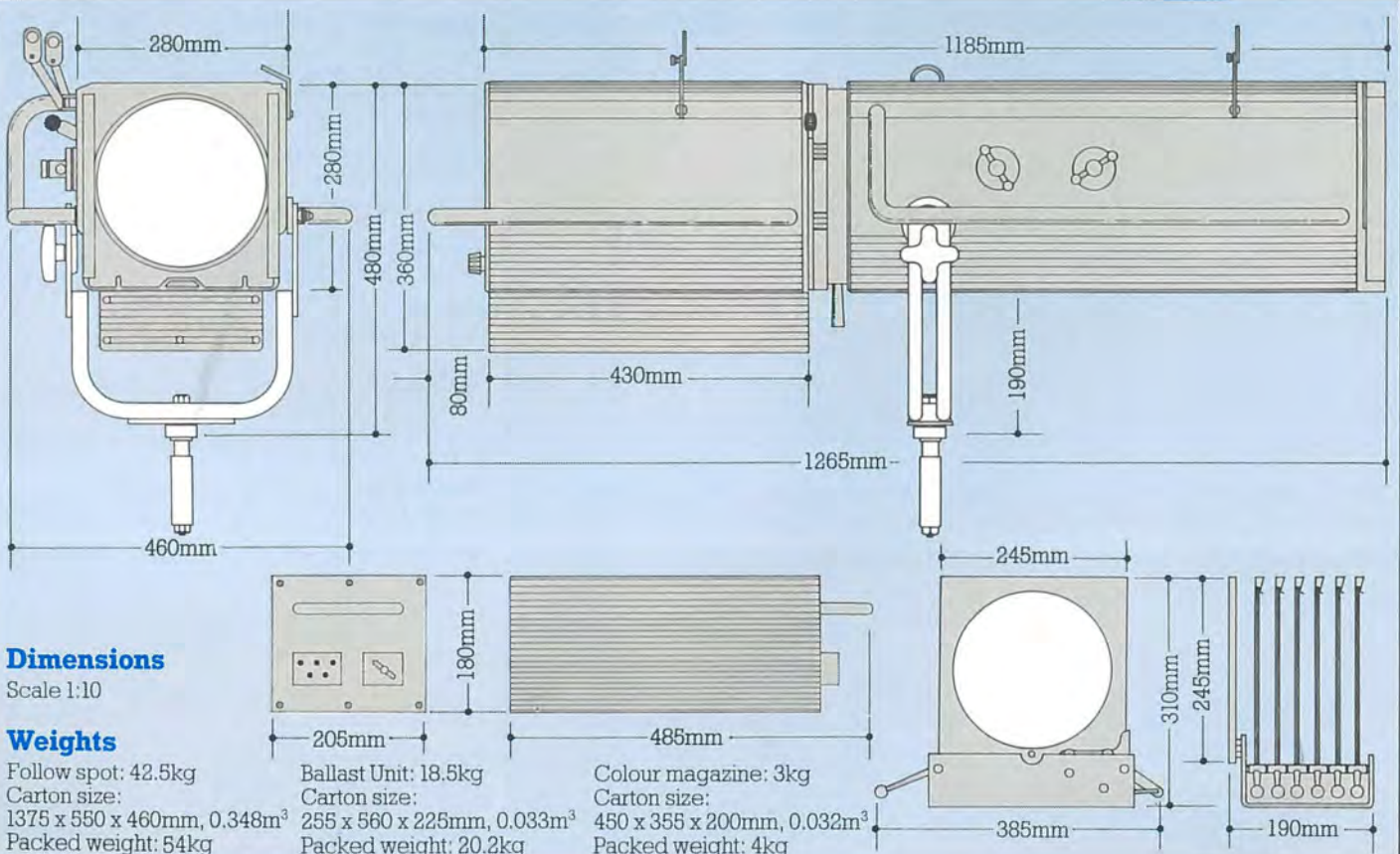
22 526 00



23 879 90



23 525 00



Performance

Based upon 1000W CSI lamp
4,000°K 90,000 lm 500 hours.

Maximum circle, hard-edge focus.

Narrowest lens adjustment, max iris aperture

Cut-off angle 9°

½ peak angle 6.5°

1,700,000 peak candela (cd)

Widest lens adjustment, max iris aperture

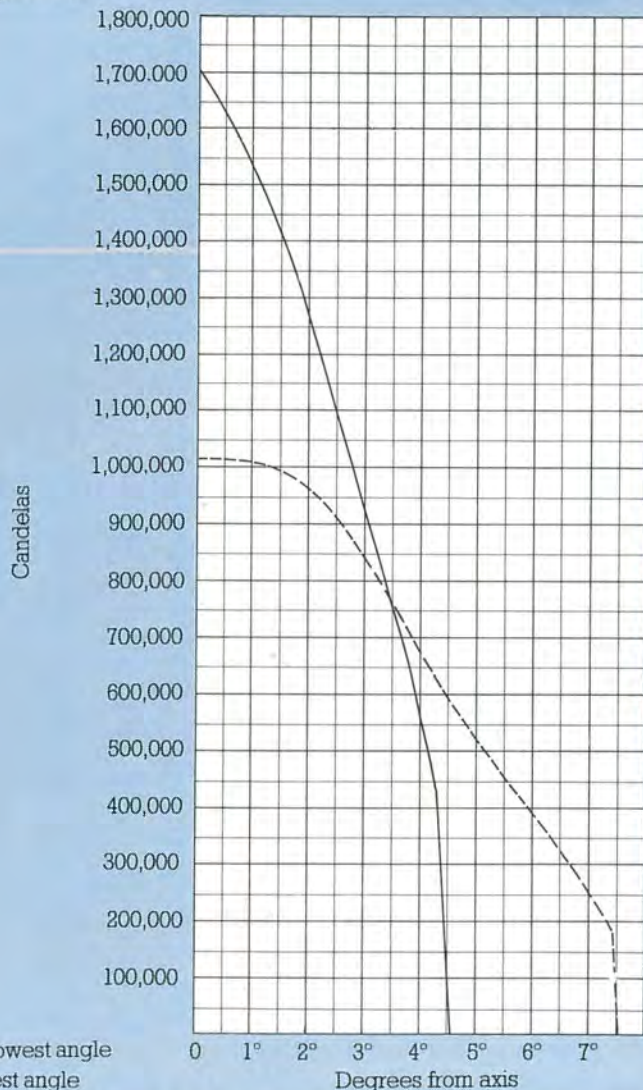
Cut-off angle 15°

½ peak angle 10.25°

1,020,000 peak candela (cd)

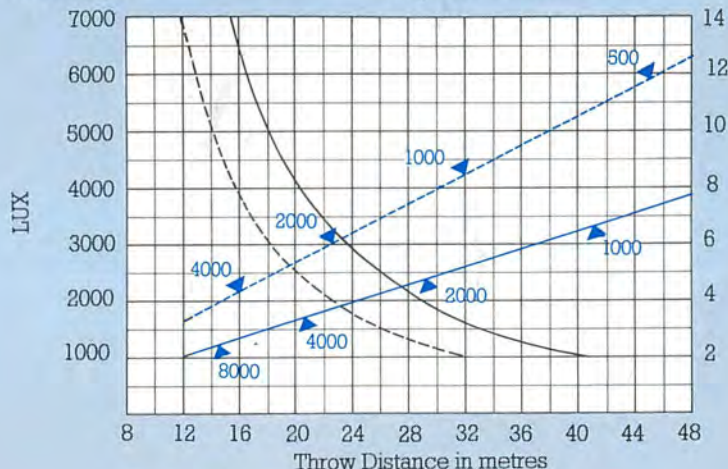
Flat field adjustment.

With 1000W CID lamp
5,500°K 70,000 lm 500
hours life peak intensity
1,300,000 and 724,300 cd
respectively but when
superimposed on tungsten
lighting, appears brighter
due to colour contrast.



—— Narrowest angle

----- Widest angle



The figures on the diagonal lines indicate the illumination value in lux at beam centre.

The Company reserves the right to make any variation in design or construction to the equipment described.



Rank Strand Solo CSI Followspot

SPECIFICATION

Housing

Extruded, finned, aluminium sides with gravity die-cast aluminium ends and shutter bulkheads joined by machine thread screws to combine extreme robustness and rigidity with minimum weight and maximum heat dissipation. For additional heat dissipation the lamphouse is provided with light baffled ventilation slots. Anchorage fitted for safety bond. Heat insulated side and rear handles.

Mounting

Extra rigid, twin tubular steel fork with 90mm friction disc and handgrip knob for tilt clamp and with special TV spigot 29mm dia. incorporating friction bearing for swivel (not suitable for suspension). Tilt pivot axis position adjustable laterally for optimum balance. For suspension from overhead hook clamp use spigot type 26 860 04.

Lampholder

Special HT G22 medium bipost mounted along the optical axis with integral heat-sink mounted on the assembly secured to the peaky/flat field adjustment, moved independently by a rotary knob at the rear of the housing.

Control Gear

All HT starting circuitry is contained within the lamphouse, including on/off switch with automatic start, cartridge fuse, earth/ground continuity indicator, 5 metres of external 3 conductor cable. External control ballast has a connector to accept the 2m cable from the lamphouse. The ballast provides a three position switch for the selection of lamp power. Standby at 25%. Half and Full power. Electrical supply 220/250v 50Hz. In the U.K. a 13amp fused plug to BS1363 may be used.

Reflector

180mm dia. near-ellipsoidal reflector of polished anodised aluminium.

Gate Assembly

Built-in, side operated 24-leaf iris diaphragm with blackout disc. Pair of horizontal strip shutters mechanically linked for parallel movement from a single heat-resisting knob adjacent to iris handle. Strip shutter assembly rotatable through 50° around optical axis to compensate for off-centre projection.

Lenses

Variable-spread combination of 230mm dia. plano-convex front lens and 150mm dia. rear lens mounted on separate die-cast mounts sliding smoothly along two diagonally opposed internal rods. Lenses moved independently and each locked, adjacent to a rotary scale. Sliding top for easy lens cleaning access. A 25mm mesh wire lens guard is supplied.

Colour Magazine (Accessory)

Side operated semaphore 6-colour magazine with 6 removable 245mm² colour frames for thin-film 'Chromoid', or non-saturated 'Cinemoid' colour filters.

Finish

High temperature stoved, powder-coated black.

Lamps

1000W max. Compact Source Iodide (CSI) G22 Base.	
63.5mm LCL Nom 4000°K. 500 Hr Life.	34 213 07
1000W max. Compact Iodide Daylight (CID) G22 Base.	
63.5mm LCL Nom 5,500°K 500 Hr Life.	34 227 06

Accessories

6-colour magazine	23 879 90
Folding, braced stand	26 897 04
29mm TV type spigot	26 860 04
TV type hook clamp	26 594 04
Pattern (Gobo) holder	23 864 07
Additional 245mm ² colour frame	23 525 10
Mechanical dimming shutter assembly with colour runners	23 525 00

Rank Strand Limited
P.O. Box 51, Great West Road,
Brentford, Middlesex TW8 9HR,
United Kingdom
Telephone 01-568 9222. Telex 27976