

# SELECON

## Performance Lighting

### Luminaire Earth Continuity Testing

#### Acclaim Fresnel / PC / Zoomspot

Earth test point on the rear of the luminaire.



#### June 2007 – NEW MODEL Acclaim Fresnel & PC

Earth test point clearly marked with the 'earth' symbol on the rear of the luminaire.



#### Acclaim Axial Zoomspot



Earth test points – any of these lower screws on the rear of the luminaire.

#### Rama range of Fresnels & PCs

There is an earth test point located on the rear housing of the Rama. The earth test point is the silver machine screw located on the right side of the rear housing, and is indicated by an earth symbol. To test the earth of the Rama, place the test probe on the silver machine screw, and perform the earth test.






## 1200 range of Fresnels & PCs

Earth test point – this larger silver screw on the rear of the luminaire.

---

## Arena Fresnels / PC / Zoomspots

Earth test point – this larger silver screw on the rear of the luminaire.



---

## Hui & Lui ranges of Cyc , Flood & Groundrow


Earth test point – this silver screw on the rear of the luminaire next to the cable connection.



---

## Aurora range of Cyc , Flood & Groundrow

Earth test point – this silver screw on the rear of the luminaire next to the cable connection.



## Pacific – all luminaires including Pacific Followspot

Earth Continuity Test is to this large silver screw in the lamp module.

For further information on the Pacific range – please refer to the Manufacturer's Statement and for the Pacific MSR, CST &

80V – please refer to the relevant Operation Manuals on the Selecon website.


---

## Performer Series of Followspots

Use this point to place the electrode when testing the earth connection on the followspot.

**Important note: The followspot contains electronics. Do not perform a "MEGA" style test. Damage to the unit may result and will void your warranty.**

Earth Continuity Indicator - This should be illuminated green when the Performer Series Followspot is switched on.



**Important Note: If the indicator is not illuminated, do not touch the Followspot. Switch the Followspot off at the mains power supply, and contact a qualified service agent.**

---

**All Selecon entertainment luminaires are CE marked and UL tested where appropriate for the North American market.**

---

### Selecon New Zealand

19-21 Kawana Street, Northcote, Auckland 0627, New Zealand

Ph: + 64 9 4810100 Fax: +64 9 4810101

Email: [info@seleconlight.com](mailto:info@seleconlight.com)

**Website: [www.seleconlight.com](http://www.seleconlight.com)**