

Nocturne 500 & 1000

500/200W and 1000W Floodlights

A new range of compact floodlights having a beam pattern similar to previous traditional stage floods, but with special reflector profiles with high optical efficiency: the beam pattern is symmetrical in the vertical plane whilst giving a very wide even distribution in the horizontal plane.

The Nocturne 500 is ideal as a top light when used as a wide angle flood, giving even coverage over large areas, particularly suited for mixed colour wash. This model can also be fitted with a 200W lamp depending on the light level required in smaller areas.

For longer throw distances and extra wide angle the higher powered Nocturne 1000W has the same characteristics as Nocturne 500 but with increased light intensity.

The even distribution is improved by frosted linear tungsten halogen lamps. There is a large range to choose from giving lamp life of up to 4000 hours depending on the colour temperature and lumen output/life chosen.

Nocturne floodlights are complete with wire guard, and a hinged 'book-form' colour frame conveniently flat for storage and insertion of filter material, but when sprung into position conforms to the curved front of the housing. Inherent in the design of the frame are serrated teeth on one side (reversible top to bottom) which ensure blending of the light with a soft edge characteristic at the chosen extremity of the vertical spread.

As an accessory non-rotatable barndoors are available to mask any unwanted spill light.

Both Nocturne models have reversible alloy forks for mounting from hook clamps on horizontal barrels or for individual stand/floor mounting. The Nocturne 500 when fitted with a 200W lamp can be used vertically or horizontally, when required, for interior backings.

Item Numbers

(Specify 240V or 220V and wattage)

Nocturne 500 wide angle flood including colour frame, wire guard, and K1 500W frosted lamp or K11 200W lamp and 1.5m power cable with open ends

22 700 00

Nocturne 1000 wide angle flood including colour frame, wire guard, K4 1000W frosted lamp and 1.5m power cable with open ends

22 702 01

Additional K4 frosted 1000W 240V lamp, rated life 2000 hours

34 271 18

Additional K4 frosted 1000W 220V lamp, rated life 2000 hours

34 271 26

Additional K1 frosted 500W 240V lamp, rated life 2000 hours

34 275 01

Additional K1 frosted 500W 220V lamp, rated life 2000 hours

34 275 1T

Additional K9 frosted 300W 240V lamp, rated life 4000 hours

34 274 06

Additional K9 frosted 300W 220V lamp, rated life 4000 hours


34 274 14

Additional K11 frosted 200W 240V lamp, rated life 4000 hours

34 273 00

Additional K11 frosted 200W 220V lamp, rated life 4000 hours

34 273 19



Rank Strand

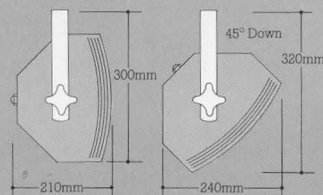
22 700 00
Nocturne 500



22 702 01
Nocturne 1000

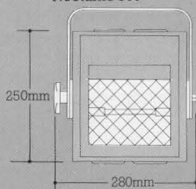
Dimension

Scale 1:10

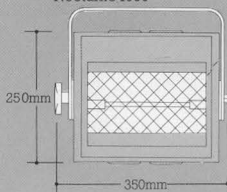


Both Units

Nocturne 500



Nocturne 1000



Weight Nocturne 500

3.75kg

Carton Size 27 x 33 x 30cm 0.027m³
Packed weight: 4.5kg including lamp.

Weight Nocturne 1000

4.3kg

Carton Size 27 x 33 x 37cm. 0.033m³
Packed weight: 5kg including lamp.

Environment

45°C maximum ambient, interior use.

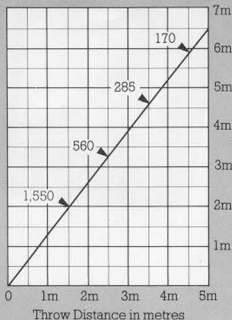
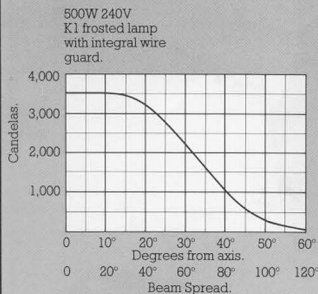
Tilt

75° above horizontal, to 90° below horizontal.

Performance

Nocturne 500 horizontal polar light curve.
 Typical performance based upon 500W 240V
 K1 frosted lamp with integral wire mesh safety
 guard.

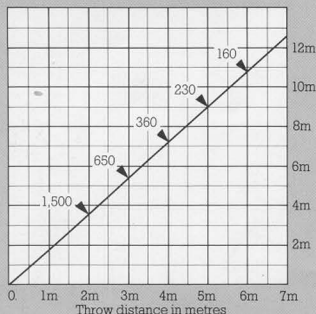
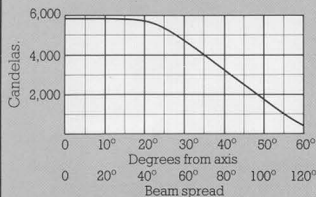
½ peak angle 66°
 ⅓ peak angle 98°
 3,500 peak candelas



Figures on the diagonal line indicate the illumination in Lux at the centre of the beam.

Nocturne 1000 horizontal polar light curve.
 Typical performance based upon 1000W 240V
 K4 frosted lamp with integral wire mesh safety
 guard.

½ peak angle 84°
 ⅓ peak angle 116°
 5,800 peak candelas



Figures on the diagonal line indicate the illumination in Lux at the centre of the beam.

The Company reserves the right to make any variation in design or construction to the equipment described.



Rank Strand
Nocturne

Specification

Housing

Pressure die-cast aluminium alloy end sections common to both Nocturne 500 and 1000, joined by machine threaded screws to pressed sheet steel housing, combining strength and rigidity with minimum weight and maximum heat dissipation, assisted by convection ventilation.

Anchorage provided for safety bond. Housing includes integral wire guard and removable hinged 'book-form' colour frame.

Fork

Aluminium alloy, reversible with 70mm dia. friction disc and heat-insulated hand knob for tilt lock. Fork threaded and supplied with M.10 bolt, washer and wingnut for compact suspension and swivel lock. The Nocturne 500 has a size M.10 threaded hole in the side of the fork for mounting on a telescopic stand on end to provide light distribution in the horizontal plane. (Note: only 200W lamps to be used in this mode.)

Lampholder

2 R7s porcelain body with integral aluminium heat sink wired direct to a terminal block in rear connection chamber of housing.

Power cable

1.5m long, 3 x 1.5mm² conductor toughened silicon rubber cable with open ends.

Internal Access

Through the front of the floodlight, via hinged wire guard with positive retention spring clip.

Reflector

Symmetrical reflector of textured anodised aluminium.

Colour frame

'Book-form' hinged colour frame with one edge serrated, reversible for top or bottom soft edge characteristics, in spring steel with hinged fold over clip for retention of colour filter material.

Finish

High temperature stoved black epoxy powder coated.

Lamps

Nocturne 500/1 200W, 300W and 500W

118mm tungsten halogen lamps, R7s contacts.

Nocturne 1000 1000W 189mm tungsten halogen lamps, R7s contacts.

Accessories

Non-rotatable Barndoor for Nocturne 500	23 212 02
Non-rotatable Barndoor for Nocturne 1000	23 211 07
Additional colour frame for Nocturne 500	27 261 09
Additional colour frame for Nocturne 1000	27 263 08
Hook clamp for 48mm barrel with 12.5mm mounting hole.	26 483 07
Safety chain, 635mm long, with twin clip hooks	26 064 18
Spigot adaptor M10 female thread, male shank stepped (12.5mm and 19mm)	26 873 08
T.V. Spigot M10 male thread, male shank (29mm)	26 869 03

Rank Strand Limited
 PO Box 51, Great West Road
 Brentford, Middlesex TW8 9HR
 United Kingdom.
 Telephone 01 568 9222 Telex 27976