

Minim PC


500/250W Halogen Prism Convex Spot

New, compact Prism Convex Spot projecting a variable spread, circular beam with tight, diffused edge. Adjustable from an intense pin-spot to a wide angle flood and therefore combining the flexibility of a Fresnel Spot with the beam edge quality of a soft-focused Profile Spot. The useful working range extends from as far as 13.5m at spot focus, to as close as 2.5 metres. A rotatable barndoor accessory can be added to further contain edges of the beam.

The compact size is especially useful for display and simple presentation lighting with a theatrical flair, as well as being ideal for school and amateur performances where an adequate number of small, low-cost spotlights give the opportunity for creative lighting.

Minim PC has finned, extruded aluminium sides, shaped end-plates and is fitted with a heat-insulated rear handle and tilt clamp handwheel. The slide focusing knob is fully recessed so that it does not protrude beyond the housing outline. The captive, louvred top cover over the lamphouse slides back to provide full length internal access.

Minim PC is supplied packed two to a carton and is complete with RSE/18 500W 240v or 220v lamps.



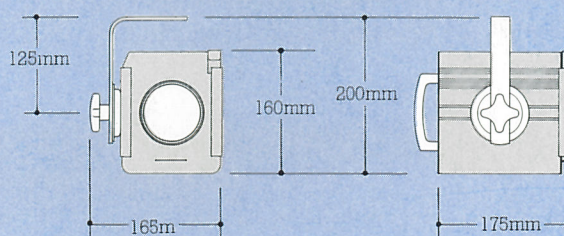
Rank Strand

22 315 07



Dimensions

Scale 1:10



Item Numbers

Minim PC Prism Convex Spots, carton of 2, including 2 x RSE/18 500W lamps (state 240v or 220v).	22 315 07
Additional RSE/18 500W 240v lamp	34 218 12
Additional RSE/18 500W 220v lamp	34 218 20
Additional M/40 500W 240v lamp	34 350 12
Additional M/40 500W 220v lamp	34 350 20
Additional CP/82 500W 240v lamp	34 349 65
Additional CP/82 500W 220v lamp	34 349 57
Additional M/38 300W 240v lamp	34 350 71
Additional M/38 300W 220v lamp	34 350 87
Additional CP/81 300W 240v lamp	34 349 49
Additional CP/81 300W 220v lamp	34 349 30

Weight

2.25 kg

Carton Size

35 x 23 x 28cm, 0.022m³
Packed weight, carton of 2,
5.25 kg including lamps

Environment

45°C max ambient, interior use

Tilt

45° above horizontal to 90° below (vertical)

22 315 07

Performance

Typical performance, based upon 500W 240v
RSE/18 calibrated lamp, C.13 filament, 500 hour,
3000°K, 11,000 lm

½ peak angle 7° spot to 47° flood

1/10 peak angle 12.5° spot to 53° flood

47,000 peak candelas at spot, variable to 6,000
peak, 5,000 axial candelas at flood

An intermediate:

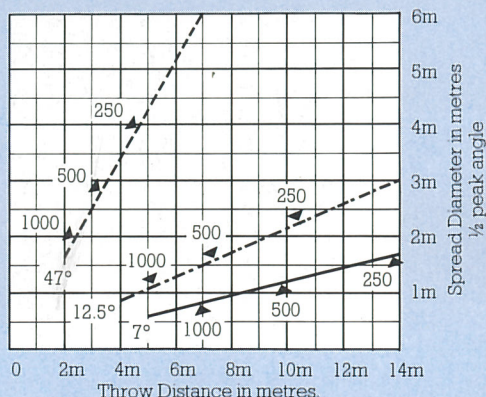
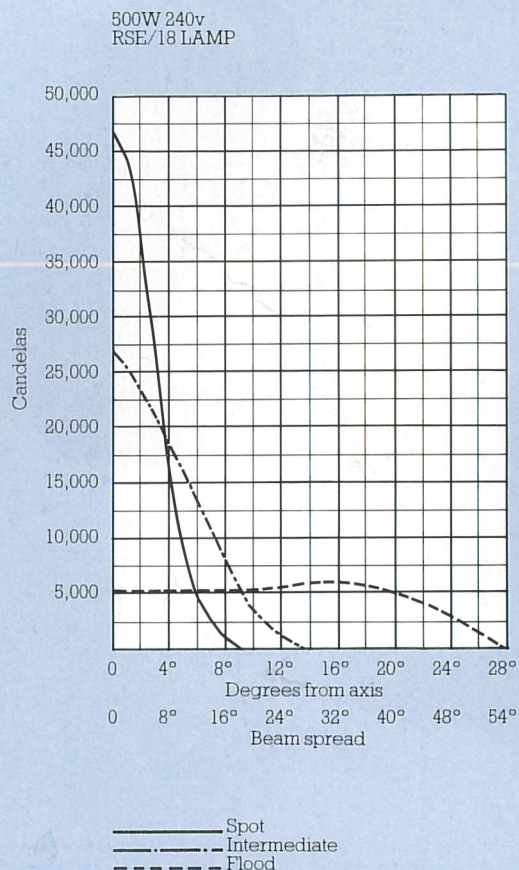
½ peak angle 12.5°, 27,000 peak candelas.

With long-life M/40 500W lamp

multiply candela above figures by 0.77

With long-life M/38 300W lamp

multiply candela above figures by 0.45



The figures on the diagonal lines indicate the illumination value in lux at beam centre.

The Company reserves the right to make any variation in the design and construction to the equipment described.



Rank Strand Minim PC

Specification

Housing

Extruded, finned, aluminium sides for strength with minimum weight but maximum heat dissipation. Top, bottom and end pieces in steel, incorporating multiple ventilation slots with light baffles. Heat insulated grab handle fitted at rear.

Fork

Aluminium alloy, with 70mm dia. friction disc and heat-insulated handwheel for tilt lock. Fork threaded and supplied with M.10 bolt, washer and wingnut for compact suspension and swivel lock.

Lampholder

GY9.5 unequal pin, porcelain body, wired to porcelain terminal block housed in separate compartment below lamphouse. Fitted with 1m length of 3x0.75mm² conductor cable with high temperature insulation secured by a re-usable strain-relief gland.

Lens

90mm diameter Prism Convex lens, of toughened white plate glass, recessed mounted from within housing.

Reflector

80mm dia. spherical reflector of anodised aluminium.

Focusing Adjustment

Fully baffled and recessed lampholder and reflector assembly moved by an insulated thumbscrew.

Internal Access

Rearward sliding top panel secured by single screw on rear panel gives easy access for lamp change and cleaning reflector and lens.

Accessory Runners

Aluminium extrusions with 125mm separation to accept colour filter frames or barndoors.

Finish

High temperature stoved, black epoxy powder coated.

Lamps

500W max. GY9.5 base, 46.5mm l.c.l. with 25mm max. dia. quartz envelope. Supplied with RSE/18 240v or 220v lamp. For special applications different, but interchangeable lamps can be purchased.

Accessories

125mm ² fibre colour frame	27 806 0T
Four-door rotatable barndoor, 125mm flange, complete with 125mm ² colour frame (as above)	23 200 04
Universal mounting bracket for both wall and ceiling mounting	26 866 07
¾-in (16mm) female, stand mounting socket	26 865 01

Rank Strand Limited
P.O. Box 51, Great West Road,
Brentford, Middlesex TW8 9HR,
United Kingdom
Telephone 01-568 9222. Telex 27976.