

## FLOODLIGHTS, BATTEN & FOOTLIGHT

These all provide a fixed wide angle beam and are used mainly for lighting parts of the setting such as door and window backings or a backcloth or cyclorama background. Footlights should never be used as a main source of illumination and are often better employed as groundrow at the base of a cyclorama. Floodlighting is too indiscriminate for use on open-stages.

The weekly hire charge also includes up to 30-ft of flexible cable with plug connectors and general service lamp(s), but does not include colour filters.

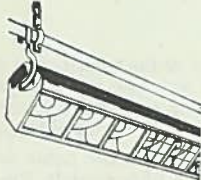
**State voltage of supply, lamp wattage, and for compartment equipment the number of circuits required.**



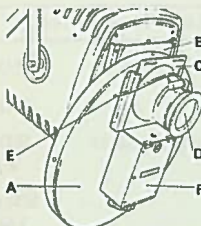
Patt 137 100/200 Watt



Patt 49 1000 Watt



S type Batten



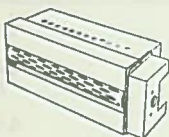
Patt 252 with moving effects disc and objective lens. The disc housing (A) can be rotated by means of the integral turntable (B). The runners (C) are for the objective lens (D) and for colour filter or mask if necessary. A retainer spring (E) is provided for the lens. The speed and direction of the projected effect is adjustable within the motor housing (F).



Patt 252 2000 Watt



Patt 152 4000 Watt



Tubular Ripple

Patt 137 150/200 Watt, 105° beam spread, with three colour frames and barrel clamp	10/-
Masking Hood attachment for Patt 137	1/-
Patt 60, 500 Watt, 90° beam spread, with three colour frames and barrel clamp or telescopic stand (if required)	18/6
Patt 49, 1000 Watt, 120° beam spread, with three colour frames and telescopic stand or barrel clamp (if required)	21/-
S type Batten, 6-ft length with eight 150 Watt compartments on 2, 3 or 4 circuits, with one set of colour frames and, if required, suitable length of barrel with chain bridle	30/-
S type Footlight or Groundrow, 6-ft length with eight 150 Watt compartments on 2, 3 or 4 circuits, with one set of colour frames	30/-

## EFFECTS PROJECTION

The majority of moving effects require an Effects Spot (Patt 52, 252, 152), a moving effects attachment, and an objective lens, as illustrated. Conventional stationary slides require a slide carrier and turntable front instead of an effects attachment. The Patt 223/L Linnebach provides an alternative method, on the shadowgraph principal, using a large do-it-yourself slide separate from the light source.

**State voltage of supply, lamp wattage, and whether clamp or stand is required.**

Patt 223/L Linnebach, 1000 Watt with shaping shutters, up to 30-ft of flexible cable with plug connectors, barrel clamp or telescopic stand and Class T6 projector lamp	42/-
Patt 52 1000 Watt, 5-in. dia. 3-element condenser lens, with up to 30-ft flexible cable with plug connectors, barrel clamp or telescopic stand (if required) and Class A1 projector lamp	28/-
Patt 252 1000/2000 Watt, 6-in. dia. 3-element condenser lens with up to 30-ft flexible cable with plug connectors, barrel clamp or telescopic stand (if required).	92/6
With 1000-Watt projector lamp	142/6
With 2000-Watt projector lamp	
Slide Carrier, for 3½-in. square slides, with turntable front, for Patt 52, 252 with standard objective lens (STATE LENGTH OF THROW AND SIZE OF PICTURE)	12/6
Rainbow Slide, for use with slide carrier	10/-
Patt 152 4000 Watt, 6-in. dia. 4-element condenser lens with transformer, special stand, slide carrier with turntable front and 4-in. high definition objective lens, up to 30-ft of flexible cable with plug connectors but excluding 4000-watt 110-volt tubular projector lamp which must be purchased	288/-
Moving Effects Attachments, AC motor-driven, to fit Patt 52, 252, 152 with standard objective lens (STATE LENGTH OF THROW AND SIZE OF PICTURE) Fleecy Clouds, Storm Clouds, Rain, Snow, Waterfall or Running Water, Flames, Sea Wave, Water Ripple, Dissolving Colour, Chromosphere, Chromatrope.	38/-
Forked Lightning, for use as above, hand-operated, with lens	20/-
Flame Flicker, AC motor-driven, for Patt 123, 223, 23 (state which)	20/-
Tubular Ripple Effect, 1000 Watt, self-contained, AC motor-driven with up to 30-ft of flexible cable with plug connectors (30-ft wide by 4-ft high projection at 6-ft throw)	40/-
Lightning Flash, with photo-flood lamp, 30-ft cable and push-button switch	12/6
Patt 201 U.V. Flood. AC only, with choke, 30-ft cable with plug connectors and 125 Watt Black Light lamp	25/-
Patt 30C U.V. Flood, AC only, complete as above	30/-
Smoke Box, with 30-ft cable and plug connectors, excluding powder	12/6
Flash Box, with 30-ft cable and plug connectors, exclusive of powder	20/-
Bomb Tank with cable, plug, switch and fuseboard, exclusive of maroons	25/-
Dry Ice Machine, 3000-watt element, with 30-ft cable, exclusive of dry ice which must be obtained locally	70/-