



# theatre lighting



## Starlette 2000 Pebble Convex

5°↔50°

**A 2000 Watt version of a popular spotlight giving a variable, striation free soft even beam of unique quality.**


Mechanically it is similar to the Starlette 2000 Fresnel. The 180mm diameter lens is a new design plano convex with an etched plano surface with an optically pebbled centre. Beam control between 5° and 50° with almost no halation. The standard design includes:-

- Hinged bottom plate for 'in-trim' lamp change
- External thread lead screw and PTFE mountings
- Cable with auto eject CEE 22 connector
- BVW or CYX lampholders
- Integral safety mesh
- Double colour runners adjustable for top or side entry
- Barn door retention flap
- Full width heat resistant handle
- Safety secondary support bracket


*Full width rear handle focussing knob and secondary safety bracket.*

*Hinged bottom gives easy access to lamp, reflector and lens.*

Comparative Sizes



*4 leaf rotatable barn door optional accessory.*

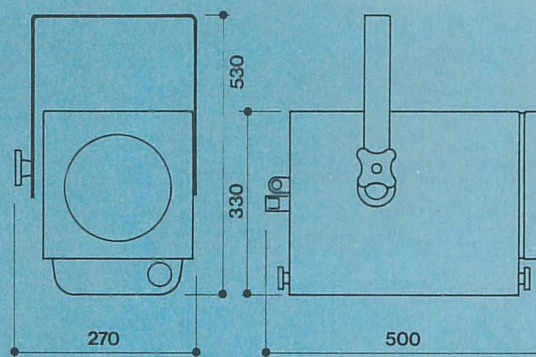




# technical data


Order Code  
**Z0082**

Weight 14kg

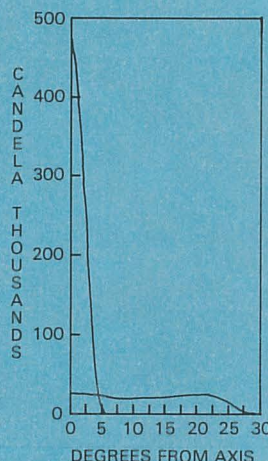


## Photometric Data

### SPREAD DISTRIBUTION



The figures on the diagonal lines indicate the maximum illumination value in LUX in the beam.



Typical performance based on calibrated 2000W 240V CP79 lamp C13D biplane filament, 350 HOUR, 3200°K, 54,000 LUMEN.

HORIZONTAL BEAM SCAN, with integral 25mm mesh lens guard.

1/2 peak angle 5° SPOT to 50° FLOOD  
1/10 peak angle 8° SPOT to 55° FLOOD

440,250 peak CANDELAS at SPOT, variable to 24,000 peak CANDELAS at FLOOD.

## Specification

The luminaire shall be constructed from dedicated aluminium extrusions and castings ensuring good heat dissipation, strength and lightweight. The unit shall be finished in baked electrostatically applied high temperature black epoxy paint with high resistance to chipping and marking. Access for relamping, lens and reflector cleaning shall be obtained by releasing a catch securing the hinged, double skinned bottom plate. This shall give access to an internal chassis moving on PTFE bearings and supporting a GX16 lampholder and 190mm anodised aluminium reflector and spill mask. The GX16 lampholder shall be mounted on a hinged sub-chassis released for lamp access by a ring catch. The entire chassis shall be driven on PTFE bearings via an external thread lead screw located for easy access below the chassis. A finger grip thermally insulated knob shall give front and rear focussing control. The lens shall be high performance 180mm Duo Pebble Convex in heat resisting borosilicate glass. The lens shall be protected by a retained wire guard and be located in silicone rubber mountings. In front of the lens shall be triple channel fully enclosed accessory runners with hinged lid retained by a single spring clip. The colour frame magazine shall be attached to the front plate by four screws which can be user adjusted to allow top or side entry of colour frames. There shall be a 1.5mm<sup>2</sup> long silicone 3 conductor cable connected to the luminaire via an

auto eject CEE 22 connector. The luminaire shall have a heavy duty full width heat resistant rear handle and a clamp disc with a large diameter heat resistant knob shall positively lock the tilt setting. The yoke shall be 38mm x 4.75mm aluminium drilled 12mm clear or tapped and DIN Platte fixing holes. Passing through the rear plate and bolted to the side extrusion shall be a secondary support bracket designed to meet Draft European Safety Specification. The luminaire shall be complete with one book form zintec colour frame.

## Accessories

Z0014	Extra Colour Frame
Z0081	4 leaf Rotatable Barn Door
Y0084	Heavy Duty Hook Clamp
Z0085	Safety Chain
Z0123	Colorsette motorised remote control
	Colour Change unit for four colours

For Colour Controls and Wheels  
see Colour Change Brochure

**CCT theatre lighting limited**

WINDSOR HOUSE 26 WILLOW LANE MITCHAM  
SURREY CR4 4NA Tel 01-640 3366 Telex 946648