

# ARRI®

---

## LIGHTING

### DAYLIGHT COMPACT SPOTLIGHTS

575 – 4000W



- *Unsurpassed light quality*
- *Up to 75% smaller/lighter than conventional heads*
- *575, 1200, 2500 and 4000W versions*
- *Robust single-ended lamps*
- *Wirewound or electronic ballasts*
- *Dimmable to 50% with electronic ballasts*
- *Lightweight aluminium construction*
- *Manual or pole operation*
- *Accessories interchangeable with other ARRI lighting products*
- *Easy service access*

Using single-ended lamp technology to achieve size and weight reductions of up to 75%, the ARRI Daylight Compact range now comprises 575W, 1200W and 2500W units, as well as a sensational 4000W fresnel spotlight.

ARRI Compacts use carefully optimised short focal length lenses, giving ultra-smooth performance at very high output levels, over the widest beam angle range. And Compacts may be dimmed down to 50% brightness, with no significant colour temperature shift. Pole-operation is available for the 1200 and above.

ARRI's elegant modular construction, using aluminium extrusions and lightweight pressure die-castings, offers great structural strength, while being light and weather resistant. All serviceable parts are readily accessible, and all ARRI fixtures naturally comply with the latest European safety norms.

## DAYLIGHT COMPACT RANGE



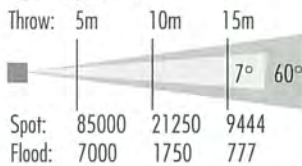
### Daylight Compact 4000W

Lamphead, complete with 4-leaf Barndoor and Diffuser Frame L0.74000.SB

#### Physical

Size (mm): 538H x 537W x 425L  
Weight: 20kg  
Lampholder: G38 – high voltage

#### Light Output (lux)



#### 4-leaf Barndoor

L2.81200.0



#### 8-leaf Barndoor

L2.81210.0



#### Diffuser Frame

L2.81220.0



#### Snoot

L2.81225.0



#### Scrim Set

L2.81230.0



#### Conventional Ballast

L2.75839.0



#### Electronic Ballast

L2.76135.F



#### 7m Head to Ballast Cable

L2.75620.0



#### 15m Head to Ballast Cable

L2.75620.C



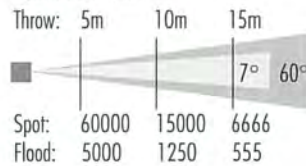
### Daylight Compact 2500W

Lamphead, complete with 4-leaf Barndoor and Diffuser Frame L0.73670.SB

#### Physical

Size (mm): 520H x 480W x 360L  
Weight: 14.8kg  
Lampholder: G38 – high voltage

#### Light Output (lux)



#### 4-leaf Barndoor

L2.80950.0



#### 8-leaf Barndoor

L2.80960.0



#### Diffuser Frame

L2.80970.0



#### Snoot

L2.80975.0



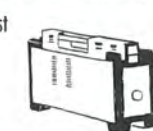
#### Scrim Set

L2.80980.0



#### Conventional Ballast

L2.75835.E



#### Electronic Ballast

L2.76110.F



#### 7m Head to Ballast Cable

L2.75620.0



#### 15m Head to Ballast Cable

L2.75620.C



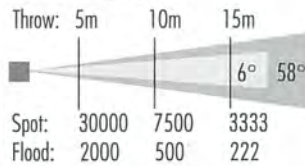
### Daylight Compact 1200W

Lamphead, complete with 4-leaf Barndoor and Diffuser Frame L0.73725.SB

#### Physical

Size (mm): 440H x 340W x 295L  
Weight: 9.0kg  
Lampholder: G38 – high voltage

#### Light Output (lux)



#### 4-leaf Barndoor

L2.79870.0



#### 8-leaf Barndoor

L2.79900.0



#### Diffuser Frame

L2.79890.0



#### Snoot

L2.79880.0



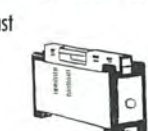
#### Scrim Set

L2.79860.0



#### Conventional Ballast

L2.75832.E



#### Electronic Ballast

L2.76130.F



#### 7m Head to Ballast Cable

L2.75600.0



#### 15m Head to Ballast Cable

L2.75600.C



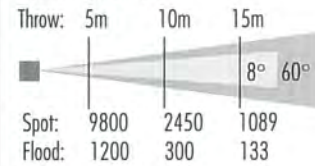
### Daylight Compact 575W

Lamphead, complete with 4-leaf Barndoor and Diffuser Frame L0.73670.SB

#### Physical

Size (mm): 340H x 290W x 240L  
Weight: 7.5kg  
Lampholder: G22 – high voltage

#### Light Output (lux)



#### 4-leaf Barndoor

L2.79670.0



#### 8-leaf Barndoor

L2.79700.0



#### Diffuser Frame

L2.79690.0



#### Snoot

L2.79680.0



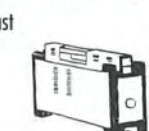
#### Scrim Set

L2.79660.0



#### Conventional Ballast

L2.75829.E



#### Electronic Ballast

L2.76120.F



#### 7m Head to Ballast Cable

L2.75600.0



#### 15m Head to Ballast Cable

L2.75600.C



### UNIVERSAL ELECTRONIC BALLAST

The unique ARRI Universal Electronic Ballast may be used with any ARRI Daylight luminaire between 575 and 4000watts, and is supplied complete with a set of adaptors to suit all types.



Universal Electronic Ballast L2.76135.U

In order to maintain the highest possible standards, ARRI (GB) Ltd reserves the right to alter specifications without notice