

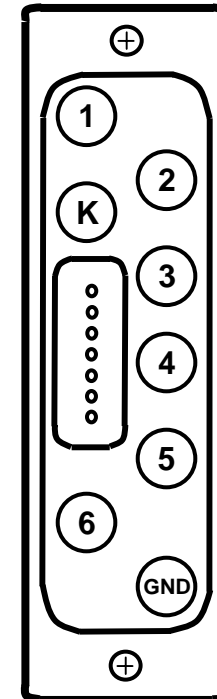


## EC21 Dimmer Rack Load Wire Connector Charts

Strand Lighting  
<http://www.strandlighting.com>

# EC21 Dimmer Rack

# Load Wire Connector Charts For The Installing Contractor





## EC21 Dimmer Rack Load Wire Connector Charts

Strand Lighting  
<http://www.strandlighting.com>

### Slot Wiring Instructions

EC21 load wiring is connected directly to the dimmer rack slot receptacle. Wires can be routed down the back channel next to the dimmer receptacles so that they are out of the way once the rack is assembled.

This “quick book” had been developed to give the electrical contractor a simple guide to connect the system load wiring to the dimmer rack slot receptacle. Please connect all load wiring according to your system drawings.

Load wiring is terminated to a proprietary connector. This connector incorporates a mechanical ground pin longer than the power pins. This ensures that the dimmer module is always earth grounded. All molded connector parts are made from a high temperature plastic used by SSR block manufacturers



## EC21 Dimmer Rack Load Wire Connector Charts

Strand Lighting  
<http://www.strandlighting.com>

### **Slot Wiring Instructions**

Allen set screws in the dimmer receptacles pins require a standard 1/8" Allen wrench.

### **Dimmer connector load pin specifications**

Screw Type: 1/4-20 Brass

Wire Gauge Range: 14- 6 AWG

Maximum Screw torque setting: 20 inch Lbs.

For complete installation details and instruction for this product, consult the Strand Lighting EC21 Installation Manual.

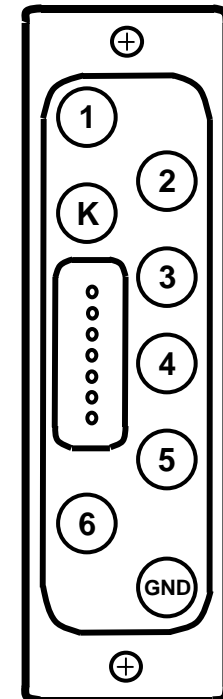


## EC21 Dimmer Rack Load Wire Connector Charts

Strand Lighting  
<http://www.strandlighting.com>

### 2 X 13 Amp, 2 X 15 Amp 230V Dimmer Modules

Dimmer Rack Pin	Wired By	Function
Pin 1	Contractor	Load 1 (Hot)
Pin 2	Contractor	Load 2 (Hot)
Pin 3	Contractor	Load 1 (Neutral)
Pin 4	Contractor	Load 2 (Neutral)
Pin 5	Factory	Line (Neutral)
Pin 6	Factory	Line (Hot)
Pin K	N/A	Dummy Pin Installed
Pin GND	N/A	Mechanical Ground



Dimmer rack slot  
connector viewed  
from the front of the  
rack.

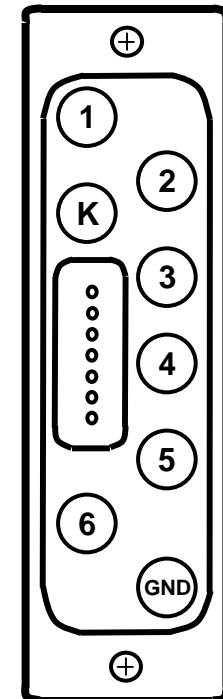


## EC21 Dimmer Rack Load Wire Connector Charts

Strand Lighting  
<http://www.strandlighting.com>

### 1 X 50 Amp 230V Dimmer Module

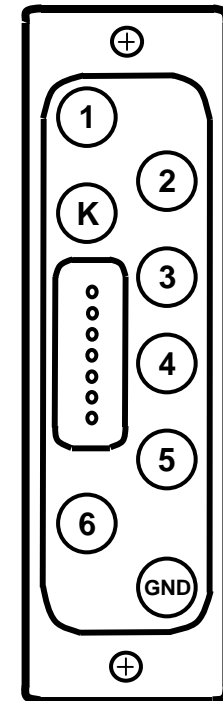
Dimmer Rack Pin	Wired By	Function
Pin 1	Contractor	Load 1 (Hot)
Pin 2	N/A	Blank
Pin 3	N/A	Dummy Pin Installed
Pin 4	Contractor	Load 1 (Neutral)
Pin 5	Factory	Line (Neutral)
Pin 6	Factory	Line (Hot)
Pin K	N/A	Not Used
Pin GND	N/A	Mechanical Ground



Dimmer rack slot connector viewed from the front of the rack.

**2 X 25 Amp 230V Dimmer Module**

Dimmer Rack Pin	Wired By	Function
Pin 1	Contractor	Load 1 (Hot)
Pin 2	Contractor	Load 2 (Hot)
Pin 3	Contractor	Load 1 (Neutral)
Pin 4	Contractor	Load 2 (Neutral)
Pin 5	Factory	Line (Neutral)
Pin 6	Factory	Line (Hot)
Pin K	N/A	Not Used
Pin GND	N/A	Mechanical Ground

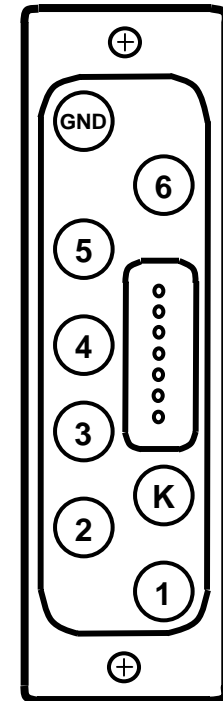


Dimmer rack slot  
connector viewed  
from the front of the  
rack.

**4 X 10 Amp 230V “Quad” Dimmer Module**

Dimmer Rack Pin	Wired By	Function
Pin 1	Contractor	Load 1 (Hot)
Pin 2	Contractor	Load 2 (Hot)
Pin 3	Contractor	Load 3 (Hot)
Pin 4	Contractor	Load 4 (Hot)
Pin 5	N/A	N/A
Pin 6	Factory	Line (Hot)
Pin K	N/A	N/A
Pin GND	N/A	Mechanical Ground

**Note: This Connector Is Mounted “Upside Down” (Rotated 180 Degrees) In The Dimmer Rack For This Module Type.**



Dimmer rack slot connector viewed from the front of the rack.



## EC21 Dimmer Rack Load Wire Connector Charts

Strand Lighting  
<http://www.strandlighting.com>

### For Additional Information, Contact Your Nearest Strand Lighting Location

Strand Lighting Italia srl  
Via Delle Gardenie 33  
00040 Pomezia-Roma, Italy  
Tel: +39 06 919631  
Fax: +39 06 9147136

Strand Lighting GbmH  
Kurfürstendamm 70  
10709 Berlin  
Tel: +49 30 707 9510  
Fax: +49 30 707 95199

Strand Lighting Limited  
Unit 3 Hammersmith Studios,  
Yeldham Road, Hammersmith,  
London W6 8JF United Kingdom  
Tel: +44 (0) 1592 652 333  
Fax: +44 (0) 208735 9799

Strand Lighting  
Novinsky Boulevard 20A,  
Buildings 3-6  
12069 Moscow, Russia  
Tel: +7 095234 42 20  
Fax +7 095 234 42 21

Strand Lighting (Canada) Inc.  
Eclairages Strand (Canada) Inc.  
2430 Lucknow Drive #1  
Mississauga, Ontario  
L5S 1V3, Canada  
Fax: +1 905 677 6859  
Tel: +1 905 677 7130

Strand Lighting Asia  
20/F Delta House,  
3 On Yiu Street  
Shatin, N.T. Hong Kong  
Tel: (852) 2757 3033  
Fax: (852) 2757 1767

Strand Lighting Inc.  
6603 Darin Way,  
Cypress, CA 90630, USA  
Tel: +1 714 230 8200  
Fax: +1 714 230 8173

<http://www.strandlighting.com>