

# Alpha projectors.

The world has changed.



PROFESSIONAL SHOW LIGHTING



ALPHA SPOT HPE

ALPHA WASH

ALPHA SPOT



# ALPHA RE-WRITES THE RULEBOOK

Alpha is a line of medium-power (575 W) moving body projectors boasting absolute quality and fantastic innovation that, thanks to the features offered, presents itself as the most complete range on the market.

The line is made up of two effects projectors (Alpha Spot HPE and Alpha Spot) and a washlight (Alpha Wash). The field of application of these projectors is virtually universal as these adapt well to all professional and entertainment sectors.

All Alpha projectors are characterised by a fashioned look (Italian design), extraordinary luminosity that comes out of combining a 575 W discharge lamp with an elliptical reflector optical unit having extremely high luminous output, a high degree of silence, a definitely low weight, innovative electronics and superb software.

## The innovations of the Alpha projectors

- Long life self-charging buffer battery.
- Pre-set macros.
- "ENERGY SAVING" function: with the stop or total dimmer effect on, consumption cut by 50% (not present on Alpha Spot).
- 115/230V switchable power supply (not present on Alpha Spot).
- ON/OFF lamp control from the lighting desk.
- Function reset from the lighting desk.
- "HELP" function in the menu.
- "MEMO" function.
- "AUTOTEST" function.
- Possibility to upgrade the software through the DMX 512 input.
- Ethernet connection.
- Electronic control on each parameter.
- DMX level monitoring on each channel.
- Feedback information for each sensor and encoder.
- Electronic repositioning of the effects.
- PAN and TILT lock on 4 and 5 positions respectively.
- Easy access to inside projector.



Re-lamping cover



Innovative electronics



Pan lock



Tilt lock



Tilt lock

All of the projectors are  (Silent Version).



# ALPHA SPOT HPE

A high performance spot, "full color system", bright, light, handy, silent, with an innovative look, a wide effects section and an extraordinary Zoom, that adapts to any professional or entertaining setting.



## Exclusive optics

- Exceptionally reliable 575 W metal iodide lamp.
- New optical unit with optimal luminous efficiency.
- 10° - 40° electronic linear zoom (10,4° - 38,2°).
- Electronic focusing.

## A full color system

- CMY color mixing.
- 7 - Color wheel with pure and selected colors.
- Linear CTO.


CMY



Linear CTO



Color wheel (Ø 42 mm color filters)



The order of the colors depicts the insertion sequence

## An unprecedented effects section

- Graphic system (20 gobos and 1 Animation Disc):
  - 2 rotating gobo wheels, each one with 6 bi-directional, indexable and easily interchangeable gobos. Selectable "Gobo shake" function. "Morphing" effect.
  - 1 wheel with 8 fixed gobos, variable rotation and selectable "gobo shake" function. Magnetic "fast clamping" system to quickly switch with other gobo wheels personalized upon request.
  - Ø 120 mm Animation Disc that may be used alone or in combination with gobos, equipped with magnetic "fast clamping" system to quickly switch with other animation discs.
- 2 bi-directional rotating prisms (2-sided and 5-sided prism).
- 3 frost filters.
- High speed mechanical iris.
- A state-of-the-art 0-100% dimmer on a dedicated channel.
- Stop / strobe effect.




## Rotating gobos (Ø 37,5 mm, Ø 25 mm image)



**Gobo wheel 1**  
The order of the gobos depicts the insertion sequence

**Gobo wheel 2**  
The order of the gobos depicts the insertion sequence

(\*) Indexed position.



## TECHNICAL DATA:

### Power supplies

- 200 - 240 V 50/60Hz
- 100 - 120 V 50/60Hz

The power supply can be changed over with the built-in selector.

### Input power

- 950VA at 230V 50Hz (PFC electronic Ballast).

### Lamp

- 575 W metal iodide lamp.
- Cap: SFC 10-4
- Color temperature: 6,000 K
- Luminous flux: 49,000 lm
- Average life: 1,000 h
- Hot lamp restrike.

### Input: DMX 512

### Body

- Aluminium structure with die-cast plastic cover.
- Two side handles for transportation.
- Device locking PAN and TILT mechanisms for transportation and maintenance.

### Moving body

- Angle:
  - PAN = 450° - TILT = 252°
- Maximum speeds:
  - PAN = 4.0 sec. (360°)
  - TILT = 3.2 sec. (252°)
- Resolution:
  - PAN = 1.76° - PAN FINE = 0.007°
  - TILT = 0.98° - TILT FINE = 0.004°
- Automatic repositioning of PAN and TILT after accidental movement not controlled by control unit.

### Cooling

Forced ventilation with axial fans.

### Safety devices

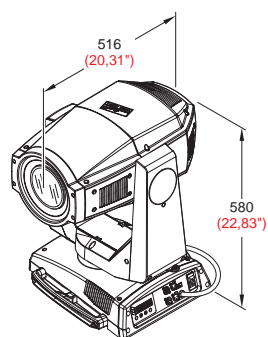
- Bipolar circuit breaker with thermal protection.
- Automatic break in power supply in case of overheating.

### Recommended working position

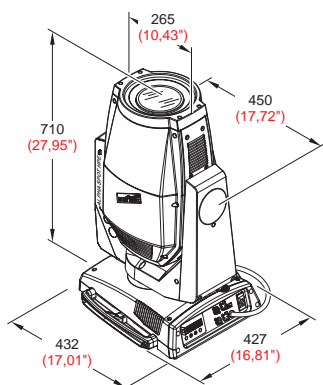
Functions in any position.

### CE marking

In conformity with the European Union Low Voltage Directive 73/23 and Electromagnetic Compatibility Directive 89/336.



Alpha Spot HPE: dimensions (mm/inches).



**32,9 kg**  
**(72lbs 6oz)**

## CHANNELS

1	Cyan
2	Magenta
3	Yellow
4	Linear CTO
5	Color wheel
6	Stop/Strobe
MACROS	Random Fast Strobe
	Random Medium Strobe
	Random Slow Strobe
	Fast Pulsation
	Slow Pulsation
7	Dimmer
8	Iris
MACROS	Fast Pulsation, Fast Closing
	Slow Pulsation, Fast Closing
	Fast Pulsation, Fast Opening
	Slow Pulsation, Fast Opening
	Fast Pulsation
	Slow Pulsation
9	Fixed gobos select
MACROS	Gobo Shake, Slow Speed (*)
	Gobo Shake, Fast Speed (*)
	(*) the macro is available on the gobos in position 2 - 3 - 4 - 5 - 6 - 7.
10	Rotating gobos select
MACROS	Gobo Shake, Slow Speed (*)
	Gobo Shake, Fast Speed (*)
	(*) the macro is available on all the gobos of this wheel.
11	Gobo rotation 1
12	Rotating gobos select 2
MACROS	Gobo Shake, Slow Speed (*)
	Gobo Shake, Fast Speed (*)
	(*) the macro is available on all the gobos of this wheel.
13	Gobo rotation 2
14	Inserting the Animation Disc
15	Animation Disc rotation
16	Prisms / lens select
17	Prisms rotation
18	Frost filters
19	Focus
20	Zoom
21	Pan
22	Tilt
23	Reset
24	ON - OFF lamp
25	Pan fine
26	Tilt fine
27	Gobo 1 fine
28	Gobo 2 fine

## SALES CODES

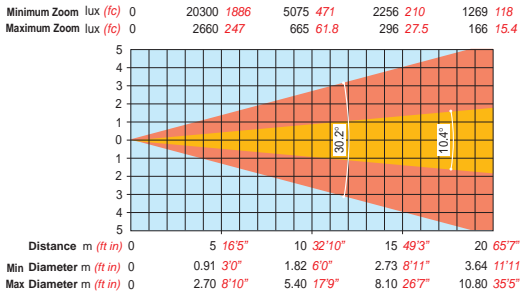
C 61060 Alpha Spot HPE

L10029 HMI 575 W/ GS lamp

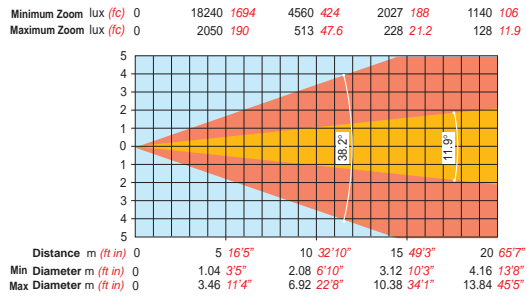
L10073 CSR 575 W/ DE lamp

# LUMINOSITY DIAGRAMS

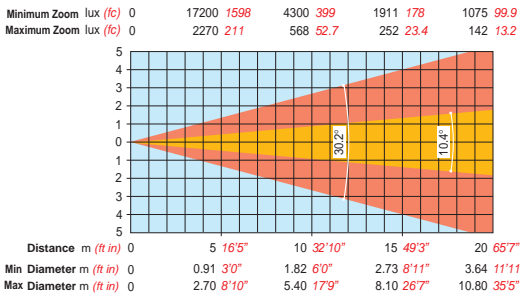
**Standard (10.4° - 30.2°)**



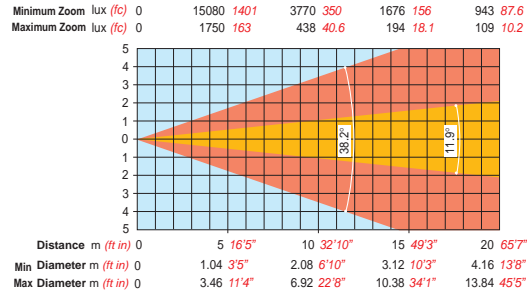
**with Extra Lens (11.9° - 38.2°)**



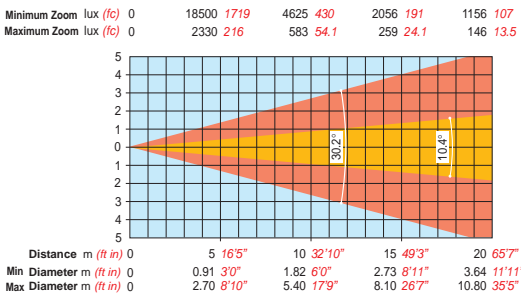
**with Light Frost (10.4° - 30.2°)**



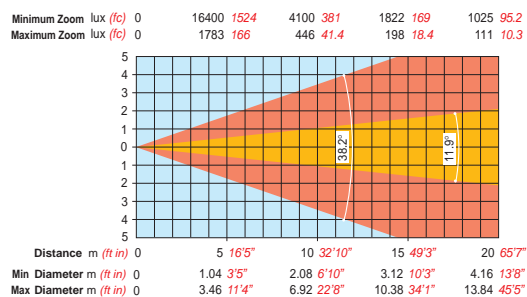
**with Extra Lens and Light Frost (11.9° - 38.2°)**



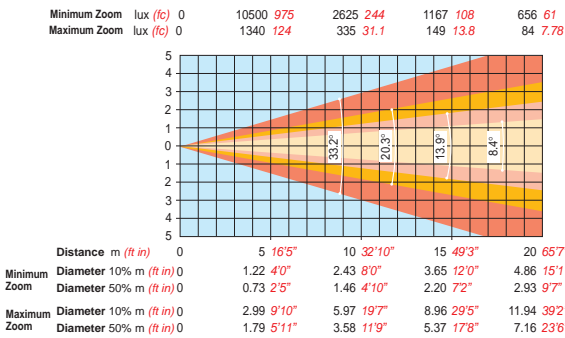
**with Medium Frost (10.4° - 30.2°)**



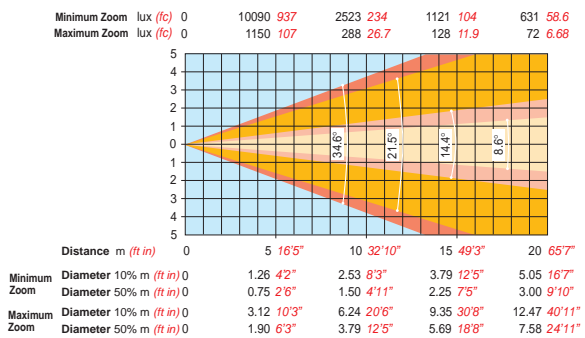
**with Extra Lens and Medium Frost (11.9° - 38.2°)**



**with Heavy Frost (13.9° - 33.2° 10%)  
(8.4° - 20.3° 50%)**



**with Extra Lens and Heavy Frost (14.4° - 34.6° 10%)  
(8.6° - 21.5° 50%)**



Key: Diameter 10% - 50%: beam diameter for 10% and 50% of maximum illumination.

N. B.: the maximum lighting values increase by approximately 25% with the lamp regulation on "Hot Spot".

# ALPHA SPOT

An extraordinarily bright, silent spotlight with an innovative look, equipped with a wide zoom, that adapts to professional and entertainment settings having more limited budgets.



## Exclusive optics

- Exceptionally reliable 575 W metal iodide lamp.
- New optical unit with optimal luminous efficiency.
- 15° -30° electronic linear zoom (14.8°- 28.5°).
- Electronic focusing.

## A great effects section


- Graphic system (12 gobos).
  - 2 rotating gobo wheels, each one with 6 bi-directional, indexable and easily interchangeable gobos. Selectable "Gobo shake" function. "Morphing" effect.
- 2 color wheels with pure and selected colors.
- CTO.
- 5-sided prism.
- A state -of- the -art 0-100 % dimmer on a dedicated channel.
- High speed mechanical iris.
- Stop/strobe effect.
- 2 frost filters.

Fixed prism



5 -sided

## Rotating gobos (Ø 37,5 mm, Ø 25 mm image)



(\*) Indexed position.

Gobo wheel 1  
The order of the gobos depicts the insertion sequence

Gobo wheel 2  
The order of the gobos depicts the insertion sequence

## Color filters (Ø 42 mm)

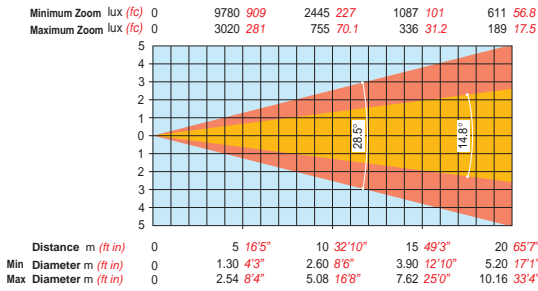


Color wheel 1  
The order of the colors depicts the insertion sequence

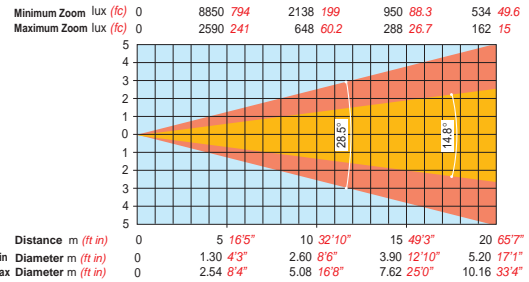
Color wheel 2  
The order of the colors depicts the insertion sequence

# LUMINOSITY DIAGRAMS

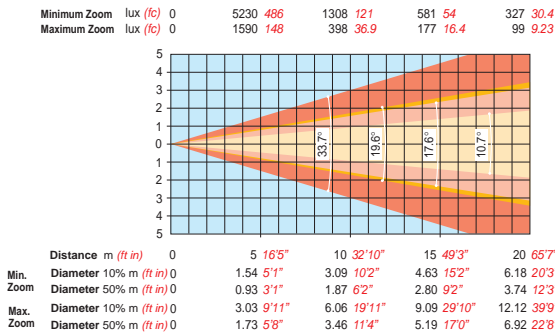
## Standard (14.8° - 28.5°)



## with Light Frost (14.8° - 28.5°)



## with Heavy Frost (17.6° - 33.7° 10%) (10.7° - 19.6° 50%)



Key: Diameter 10% - 50%: beam diameter for 10% and 50% of maximum illumination.

N. B.: the maximum lighting values increase by approximately 25% with the lamp regulation on "Hot Spot".

## CHANNELS

- 1 Color wheel 1
- 2 Color wheel 2
- 3 Stop / Strobe
  - MACROS Random Fast Strobe
  - Random Medium Strobe
  - Random Slow Strobe
  - Fast Pulsation
  - Slow Pulsation
- 4 Dimmer
- 5 Iris
  - MACROS Fast Pulsation, Fast Closing
  - Slow Pulsation, Fast Closing
  - Fast Pulsation, Fast Opening
  - Slow Pulsation, Fast Opening
  - Fast Pulsation
  - Slow Pulsation
- 6 Rotating gobos select 1
  - MACROS Gobo Shake, Slow Speed (+)
  - Gobo Shake, Fast Speed (+)
  - (+) the macro is available on all the gobos of this wheel
- 7 Gobo rotation 1
- 8 Rotating gobos select 2
  - MACROS Gobo Shake, Slow Speed (+)
  - Gobo Shake, Fast Speed (+)
  - (+) the macro is available on all the gobos of this wheel
- 9 Gobo rotation 2
- 10 Prism / Frost filters
- 11 Focus
- 12 Zoom
- 13 Pan
- 14 Tilt
- 15 Reset
- 16 ON - OFF lamp
- 17 Pan fine
- 18 Tilt fine
- 19 Gobo 1 fine
- 20 Gobo 2 fine

## TECHNICAL DATA:

### Power supplies

- 200-240 V 50/60 Hz

### Input power

- 750 VA at 230 V 50 Hz (magnetic Ballast, p.f. correction 70 µF standard).

### Lamp

575 W metal iodide lamp.  
 - Cap: Sfc 10 - 4  
 - Color temperature: 6,000 K  
 - Luminous flux: 49,000 lm  
 - Average life: 1,000 h

Input: DMX 512

### Body

- Aluminium structure with die - cast plastic cover.
- Two side handles for transportation.
- Device locking PAN and TILT mechanisms for transportation and maintenance.

### Moving body

- Angle: - PAN = 450° - TILT = 252°
- Maximum speeds:
  - PAN = 4.0 sec. (360°) - TILT = 3.2 sec. (252°)
- Resolution:
  - PAN = 1.76° - PAN FINE = 0.007°
  - TILT = 0.98° - TILT FINE = 0.004°
- Automatic repositioning of PAN and TILT after accidental movement not controlled by control unit.

### Cooling

Forced ventilation with axial fans.

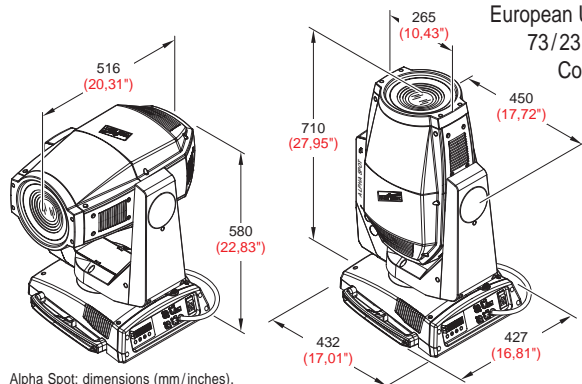
### Safety devices

- Bipolar circuit breaker with thermal protection.
- Automatic break in power supply in case of overheating.

### Recommended working position

Functions in any position.

**CE marking:** In conformity with the European Union Low Voltage Directive 73/23 and Electromagnetic Compatibility Directive 89/336.



**35 kg (77lbs)**

## SALES CODES

- C61065 Alpha Spot
- L10029 HMI 575 W/ GS lamp
- L10073 CSR 575 W/ DE lamp

# ALPHA WASH SV

Dazzling washlight with an extraordinary 4°- 80° Linear Zoom, light, handy, silent with an innovative look that adapts to any professional or entertainment setting.




## Exclusive optics

- Exceptionally reliable 575W discharge lamp.
- New optical unit with optimal luminous efficiency.
- 4° - 80° electronic linear zoom (4,3° - 79,8°).
- Fresnel Lens: diameter 200 mm, focal length 140 mm.

## Magical colors and effects

- CMY color mixing.
- Wheel fitted out for 4 colors, 2 of which (Congo Blue and Saturated Red) are supplied.
- Linear CTO.
- Light frost and heavy frost with linear variation on two separate channels.
- A state-of-the-art 0-100% dimmer on a dedicated channel.
- Stop/strobe effect.

### Standard color filters (Ø 57 mm)



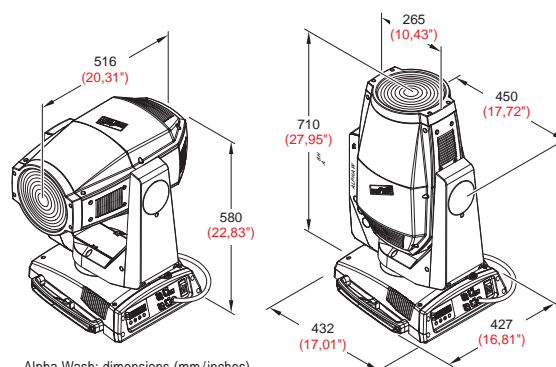
### Linear CTO



### Linear frost



### CMY



Alpha Wash: dimensions (mm/inches).

**28 kg**  
**61 lbs 10oz**



## TECHNICAL DATA:

### Power supplies

- 200-240V 50/60Hz
- 100-120V 50/60Hz

The power supply can be changed over with the built-in selector.

### Input power

- 850VA at 230V 50Hz  
(PFC electronic Ballast).

### Lamp

- 575 W metal iodide lamp.
- Cap: G 22
- Color temperature: 6,000 K
- Luminous flux: 49,000 lm
- Average life: 1,000 h
- Hot lamp restrike.

Input: DMX 512

### Body

- Aluminium structure with die-cast plastic cover.
- Two side handles for transportation.
- Device locking PAN and TILT mechanisms for transportation and maintenance.

### Moving body

- Angle:
  - PAN = 450°
  - TILT = 252°
- Maximum speeds:
  - PAN = 4.0 sec. (360°)
  - TILT = 3.2 sec. (252°)
- Resolution:
  - PAN = 1.76°
  - PAN FINE = 0.007°
  - TILT = 0.98°
  - TILT FINE = 0.004°
- Automatic repositioning of PAN and TILT after accidental movement not controlled by control unit.

### Cooling

Forced ventilation with axial fans.

### Safety devices

- Bipolar circuit breaker with thermal protection.
- Automatic break in power supply in case of overheating.

### Recommended working position

Functions in any position.

### CE marking

In conformity with the European Union Low Voltage Directive 73/23 and Electromagnetic Compatibility Directive 89/336.

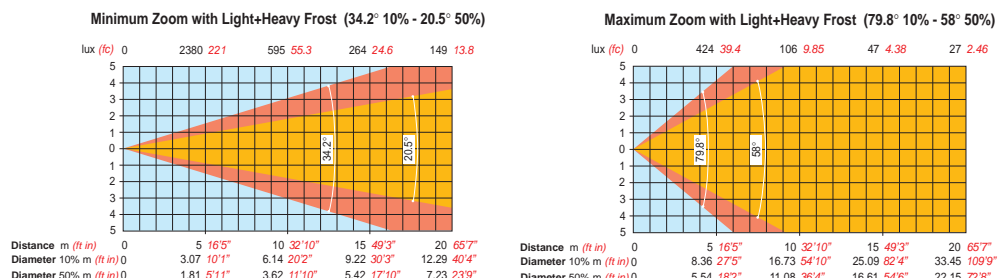
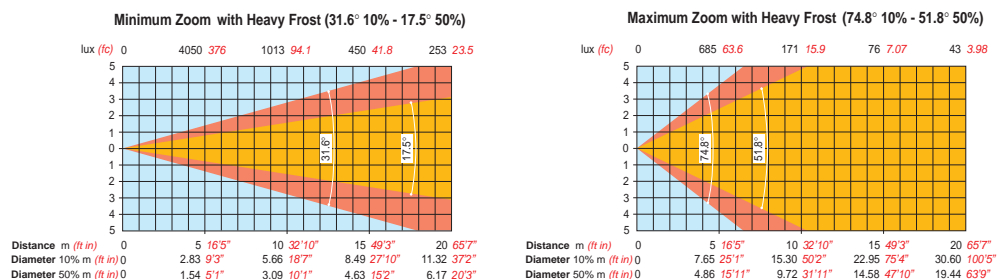
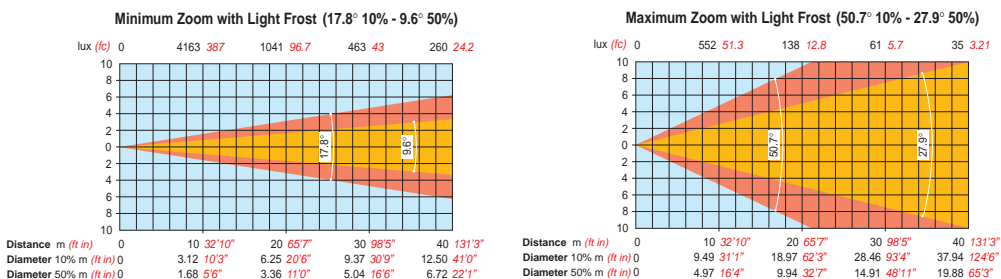
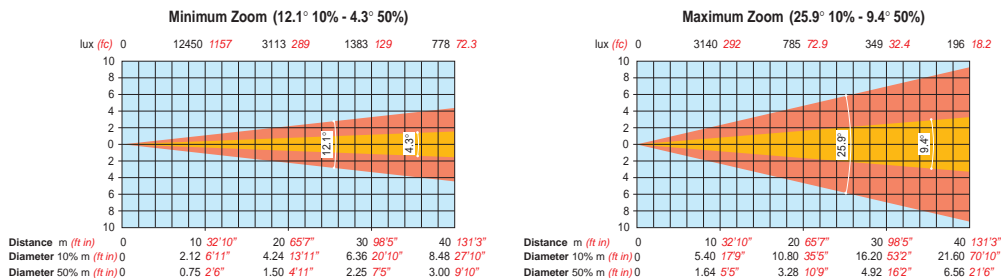
## SALES CODES

**C61070** Alpha Wash

**L10074** HMI 575W/SEL lamp

**L10075** MSR 575W/HR lamp

## LUMINOSITY DIAGRAMS



Key: Diameter 10% - 50%: beam diameter for 10% and 50% of maximum illumination.



## CHANNELS

1 Cyan	7 Dimmer
2 Magenta	8 Light frost
3 Yellow	9 Heavy frost
4 Linear CTO	10 Zoom
5 Color wheel	11 Pan
6 Stop / Strobe	12 Tilt
Random Fast Strobe	13 Reset
Random Medium Strobe	14 ON-OFF lamp
Random Slow Strobe	15 Pan fine
Fast Pulsation	16 Tilt fine
Slow Pulsation	

MACROS

# ACCESSORIES


**METAL GOBOS (Ø 37,5 mm, image Ø 25 mm) - for Alpha Spot HPE and Alpha Spot**  
 N.B.: the optional metal gobos are to be put inside bearing (code C61160 or C61180).




**C61160:** bearing kit for rotating gobos  
**C61180:** indexed bearing kit for rotating gobos

**DECORATIVE GLASS GOBOS (for Alpha Spot HPE and Alpha Spot)**

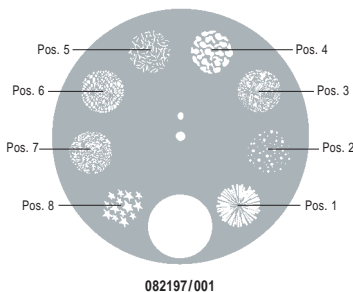
N.B.: the optional decorative glass gobos are supplied already glued on in the relevant bearing.



**ANIMATION DISCS (for Alpha Spot HPE)**



**FIXED GOBO WHEEL (for Alpha Spot HPE)**  
 Other customized wheels of fixed gobos can be supplied on request.



**COLOR FILTERS (Ø 42 mm)**  
 (for Alpha Spot and Alpha Spot HPE)

**COLOR FILTERS (Ø 57 mm)**  
 (for Alpha Wash)

080385/101	Light Blue	080399/101
080385/102	Yellow	080399/102
080385/103	Green	080399/103
080385/104	Violet	080399/104
080385/105	Red	080399/105
080385/106	Pink	080399/106
080385/107	Orange	080399/107
080385/110	Azure	080399/110
080385/111	Dark Blue	080399/111
080385/112	Medium Blue	080399/112
080385/113	Dark Amber	080399/113
080385/114	Dark Green	080399/114
080385/115	Light Green	080399/115
080385/116	Turquoise	080399/116
080385/117	Primary Red	080399/117
080385/119	Light Orange	080399/119
080385/120	CTO	080399/120
080385/121	CTB	080399/121
080385/123	Magenta	080399/123
080385/124	Deep Red	080399/124
080385/125	UV light	080399/125
	Congo Blue	080399/130
	Saturated Red	080399/131

**Code 183102/801**  
**Omega for Clamps fixing - supplied (2 pieces)**  
 (for all Alpha models).



**Code C52175**  
**Clamps (hooks for truss) - not included**  
 (for all Alpha models).



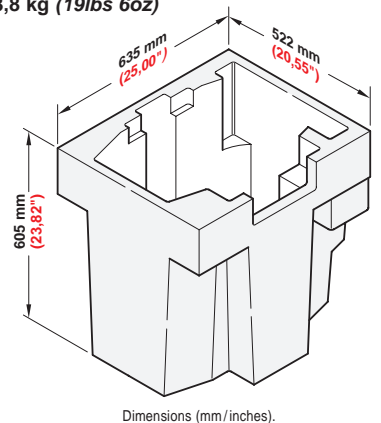
**Code 105041/003**  
**Safety cable - not included**  
 (for all Alpha models).



**Code F21165**

**Foam shell - not included**  
 Valuable accessory that shrouds and protects the product when moving from one set to another. It is available in one version only for all Alpha models.

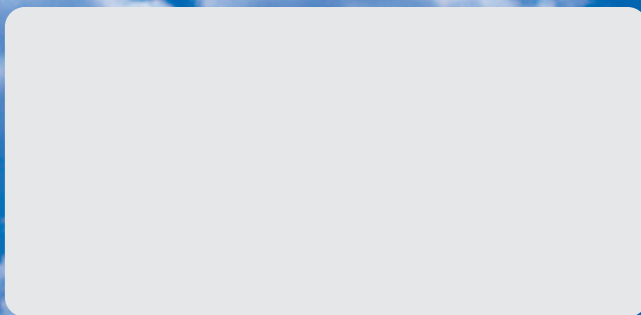
**8,8 kg (19lbs 6oz)**



Dimensions (mm/inches).

# MAIN TABLE

	ALPHA SPOT HPE	ALPHA SPOT	ALPHA WASH
Lamp	575 W metal iodide lamp	575 W metal iodide lamp	575 W metal iodide lamp
- Color temperature (K)	6.000	6.000	6.000
- Luminous flux (lm)	49.000	49.000	49.000
- Average life (h)	1.000	1.000	1.000
- Cap	SFc 10-4	SFc 10-4	G22
Ballast	PFC electronic ballast	PFC magnetic ballast	PFC electronic ballast
Input power	950 VA (230 V 50Hz)	750 VA (230 V 50 Hz)	850 VA (230V 50 Hz)
Hot Lamp Restrike	•		•
Lamp controlled from the lighting desk	•	•	•
Electronic linear zoom	10,4° - 38,2°	14,8° - 28,5°	4,3° - 79,8°
Electronic focusing	•	•	•
CMY color mixing	•		•
Color wheel	one (7 colors)	two (14 colors)	one (2 colors)
Linear CTO	•		•
CTO and CTB filters		•	
Linear frost			•
Fixed frost filters	3	2	
Fixed gobos (on wheel with "fast clamping" system)	8		
Indexable rotating gobos	12	12	
Morphing effect	•	•	
Immediate gobo interchangeability	•	•	
Animation disc (with "fast clamping" system)	•		
Rotating prisms	2		
Fixed prisms		1	
Iris	•	•	
0-100% dimmer on a dedicated channel	•	•	•
Stop/strobe	•	•	•
Long life self-charging buffer battery	•	•	•
Pre-set macros	•	•	•
Energy saving function on shutter and 100% dimmer	•		•
Function reset from the lighting desk	•	•	•
"HELP" function in the menu.	•	•	•
"MEMO" function	•	•	•
"AUTOTEST" function	•	•	•
Possibility to upgrade the software through DMX input	•	•	•
Electronic control on each parameter	•	•	•
DMX level monitoring on each channel	•	•	•
Feedback information for each sensor and encoder	•	•	•
Electronic repositioning of the effects	•	•	•
115/230 V switchable power supply	•		•
Easy access to inside projector	•	•	•
PAN and TILT automatic repositioning	•	•	•
PAN and TILT lock on 4 and 5 positions respectively	•	•	•
Standard silencing (SV)	•	•	•
Control channels	23, 24 or 28	15, 16 or 20	13, 14 or 16
Weight (kg)	32,9 (72 lbs, 6oz)	35 (77 lbs)	28 (61 lbs, 10oz)



PROFESSIONAL SHOW LIGHTING

CLAY PAKY s.p.a. - Via Pastrengo, 3/b - 24068 Seriate (BG) Italy - Tel. +39-035-654311 - Fax +39-035-301876  
[www.claypaky.it](http://www.claypaky.it) • [cp.sales@claypaky.it](mailto:cp.sales@claypaky.it)