

**CODA 500/1 MkII
500W
CYCLIGHT**

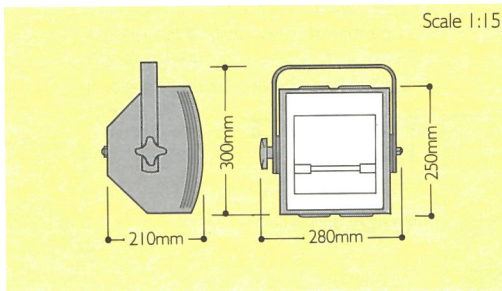
22 711 10 3.75kg

Single flood with asymmetrical distribution.

Supplied with 500W Class K1 240V long life linear lamp (220V may be specified) and fitted with 1.5 metres of power cable (open ends).

Can be used at 1m to 1.75m from a backing at 1m to 1.75m centres to give even illumination from the top or bottom of the backcloth.

For performance details please refer to data sheet.



**Accessories for
Coda/1 Mk II, Coda/3
Mk II, Coda/4 Mk II
Cyc/Backlights**

4mm Wire safety mesh for use with all current 500W units (an alternative to wire guard and holder for safety glass) **23 856 23**

Wire guard and holder for safety glass **23 856 19**

Safety glass (requires holder 23 856 19) **27 720 00**

Additional colour frame **27 261 09**

Non-rotatable barndoor **23 212 02**

Additional cable gland (one per unit required when interlinking units with 9-core cable) **23 855 05**

9-core cable, 1.5mm² for Coda 500/3, Coda 500/4 (per metre) **35 051 02**

Swivel crossbar for corner top suspension for Coda 500/3 **26 253 00**

Swivel crossbar for corner top suspension for Coda 500/4 **26 254 00**

9 pin connectors can be supplied.

Additional Accessories


Hook clamp **26 483 07**

Safety chain **26 064 18**

Lamps

K1 (Frosted), 500W, 240V lamp **34 275 01**

220V lamp **34 275 1T**



**CODA 500/3 MkII
500W
CYCLIGHT**

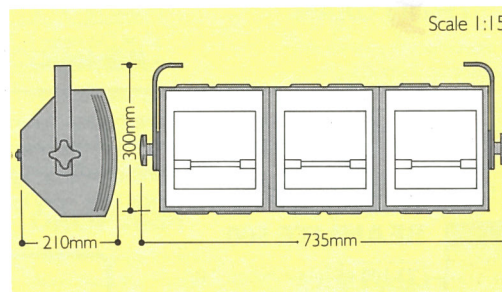
22 713 10 8.1kg

3-Compartment cyc light/batten.

Supplied with 500W Class K1 240V long life linear lamp (220V may be specified) and fitted with 1.5 metres of power cable (open ends).

Can be used at 1m to 1.75m from a backing at 1m to 1.75m centres to give even illumination from the top or bottom of the backcloth.

For performance details please refer to data sheet.



Additional Accessories


Hook clamp **26 483 07**

Safety chain **26 064 18**

Lamps

K1 (Frosted), 500W, 240V lamp **34 275 01**

220V lamp **34 275 1T**



**CODA 500/4 MkII
500W
CYCLIGHT**

22 714 10 10.1kg

4-Compartment cyc light/batten.

Supplied with 500W Class K1 240V long life linear lamp (220V may be specified) and fitted with 1.5 metres of power cable (open ends).

Can be used at 1m to 1.75m from a backing at 1m to 1.75m centres to give even illumination from the top or bottom of the backcloth.

For performance details please refer to data sheet.

