



STAGE LIGHTING PRICE LIST

PURCHASE PRICES PAGES 1-8

HIRE CHARGES PAGES 9-12

ALL PURCHASE PRICES AND HIRE CHARGES ARE SUBJECT TO 10% V.A.T.

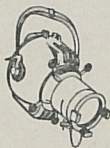
AUGUST 1972

Reprinted April 1973

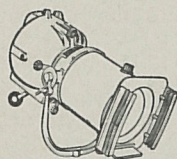
This list cancels all previous lists.

Prices apply in the U.K. only.

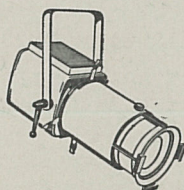
PROFILE SPOTS



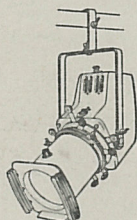
Patt 23 250/500 watt



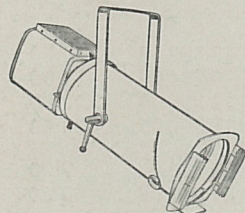
Patt 23N 250/500 watt



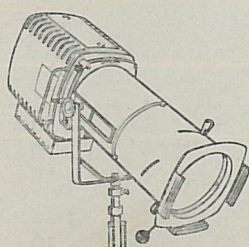
Patt 763 1000 watt tungsten halogen



Patt 264 1000 watt



Patt 774 1000 watt tungsten halogen



Patt 765 1000 watt CSI

These project a hard-edge beam of any profile determined by the shape of the gate aperture using the built-in shutters between the reflector system and the lens.

Patt 263 and 264 models can be supplied for pole-operation of pan and tilt.

Prices of Profile, Bi-focal and Follow spotlights include tilting fork, one frame for colour, 1 metre external length of heat-resisting cable (except Patt 253, 293) but *do not include* lamp, colour filter or suspension clamp.

ALL PRICES ARE SUBJECT TO 10% V.A.T.

Patt 23 250/500 watt, 20° beam angle, with 4 built-in beam shaping shutters, and gate runners. P.28s holder for Class T/1 lamp

Patt 23/H As above, but fitted with handle

Patt 23F 250/500 watt, 30° beam angle, with 4 built-in beam shaping shutters

Patt 23F/H As above, but fitted with handle

Patt 23W 250/500 watt, 36° beam angle, with 4 built-in beam shaping shutters

Patt 23W/H As above, but fitted with handle

12-leaf iris diaphragm for any Patt 23

Adjustable straight-edge mask for any Patt 23

Diffuser glass in frame for Patt 23, 23W

Set of four fixed-aperture masks for any Patt 23

Patt 23N 250/500 watt, 11° beam angle, with iris diaphragm, 4 built-in beam shaping shutters and rear handle

Patt 763 1000 watt tungsten halogen, 20° beam angle, with 4 built-in shutters, gate runners, twin 6-in dia. P.C. lens, handle, and GX9.5 holder for Class T/9 or CP/48 lamp

Patt 763F 1000 watt tungsten halogen, 24° beam angle, Fresnel lens, otherwise as above

Patt 763W 1000 watt tungsten halogen, 30° beam angle, otherwise as Patt 763

Patt 263 1000 watt, 20° beam angle, with 4 built-in shutters, gate runners, 6-in dia. Fresnel lens, and pretitled P.28s holder for Class T/4 lamp

Patt 263W 1000 watt, 26° beam angle, P.C. lens, otherwise as Patt 263

12-leaf iris diaphragm for any Patt 763, 263, 773

Patt 253 2000 watt, 24° beam angle, with 4 built-in beam shaping shutters, built-in 18-leaf iris and internal terminal block to P.40s holder for A1/218 or CP/28 lamp

BIFOCAL SPOTS

Patt 764 1000 watt tungsten halogen, 20° beam angle, with 4 hard-edge and 4 soft-edge shutters, gate runners, twin 6-in dia. P.C. lens, handle, and GX9.5 holder for Class T/9 or CP/48 lamp

Patt 764W 1000 watt tungsten halogen, 30° beam angle, otherwise as Patt 764

Patt 774 1000 watt tungsten halogen, long range 12° beam angle, with 4 hard-edge and 4 soft-edge shutters, gate runners, twin 8-in dia. P.C. lens, handle, and GX9.5 holder for Class T/9 or CP/48 lamp

Patt 264 1000 watt, 17° beam angle, with 4 hard-edge and 4 soft-edge shutters, gate runners and pretitled P.28s holder for Class T/4 lamp

Patt 264W 1000 watt, 26° beam angle, otherwise as Patt 264

12-leaf iris diaphragm for any Patt 764, 774, 264

FOLLOW SPOTS

Patt 293 2000 watt, 15° beam angle, with built-in 18-leaf iris and blackout disc, 4 built-in shutters, handles, spigot for stand, and internal terminal block

Patt 765 1000 watt CSI, 14° beam angle, built-in iris, horizontal and vertical strip shutters, handles, built-in EHT starter unit; complete with external regulation unit and tripod stand

Hand-operated magazine for 4 colours for Patt 765 or 293

Mechanical dimming shutter assembly for Patt 765

Order Code

£

20 01 003 16.20

20 01 109 17.10

20 01 204 17.60

20 01 30T 18.50

20 01 405 17.60

20 01 500 18.50

23 363 09 1.80

23 364 04 0.50

23 374 01 0.60

23 362 03 0.40

20 02 000 27.60

21 03 004 51.00

21 03 10T 40.80

21 03 205 51.00

20 17 001 36.00

20 17 202 40.20

23 625 04 3.40

20 16 004 95.00

21 04 001 53.40

21 04 107 53.40

21 07 003 70.80

20 18 009 43.40

20 18 20T 45.00

23 625 04 3.40

20 20 005 116.00

21 05 009 342.00

23 636 07 21.00

23 740 06 22.20