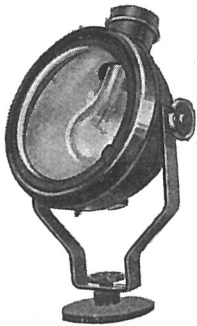


STRAND OUTDOOR FLOODS

PATTERN 38 500 Watt "GENERAL" FLOOD



This lantern gives a *wide angle* beam of light, suitable for use at close range for illuminating posters, small buildings, and other general work.

SPECIFICATION

Lantern constructed in copper, with spun body, efficiently ventilated. Hinged front door carrying domed heat resisting glass and frame for either glass or "Chromoid" colour medium. Three-piece Type 38 silvered glass "SUNRAY" reflector. Tilting cradle and heavy cast base, 3 in. diameter locking wheels. Finish : service grey enamel outside, matt black inside.

PRICE (exclusive of Lamp) ... **£6 0 0**

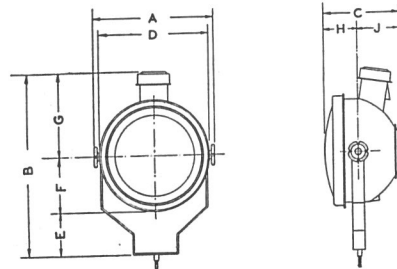
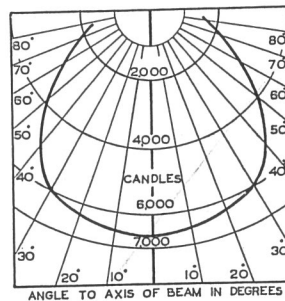
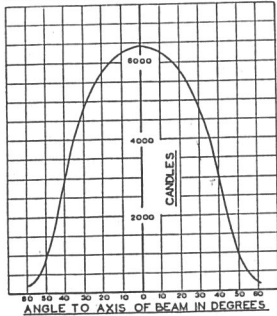
J213 "Chromoid" colour mediums (cut to size) **3s. 0d.** each

J214 Coloured glass strips **5s. 6d.** per set

Lamp : 500 watt Angle Burning General Service G.E.S. Cap. **12/6**

Beam Angle 100°. Cut Off Angle 110°

SUNRAY 3 PIECE REFLECTOR
WITH 500W ANGLE BURNING GENERAL PURPOSE LAMP
PATT 37 WING FLOOD & 38 OUTDOOR FLOOD



DIMENSIONS. PATTERN 38.

	Ft. in.		Ft. in.		Ft. in.
A ...	1 3/4	D ...	1 1/2	G ...	10
B ...	1 10	E ...	5 1/2	H ...	3 3/4
C ...	9	F ...	6 1/2	J ...	5 1/4

Nett weight of Lantern, 15 1/2 lbs.

PATTERN F I 300-500 Watt "JUNIOR" FLOOD

This lantern has been designed to fill the need for a cheap lantern, to carry out simple jobs such as illumination of garages, small posters, etc., and other situations where accurate beam control is a secondary consideration.

PRICE (exclusive of Lamp) ... **£3 0 0**

Overall Dimensions : Length, 14 in. Width, 12 1/4 in. Height, 15 in., including base plate.

Nett weight of Lantern, 8 1/2 lbs.

Lamp : 300 or 500 watt Angle Burning General Service. G.E.S. Cap. **10/- 12/6**

STRAND ELECTRIC AND ENGINEERING CO., LTD.

Telephone : Temple Bar 7464 (6 lines). **FLORAL STREET, COVENT GARDEN, W.C.2** Telegraphic Address : Spotlite, Rand, London.