



STRAND T64

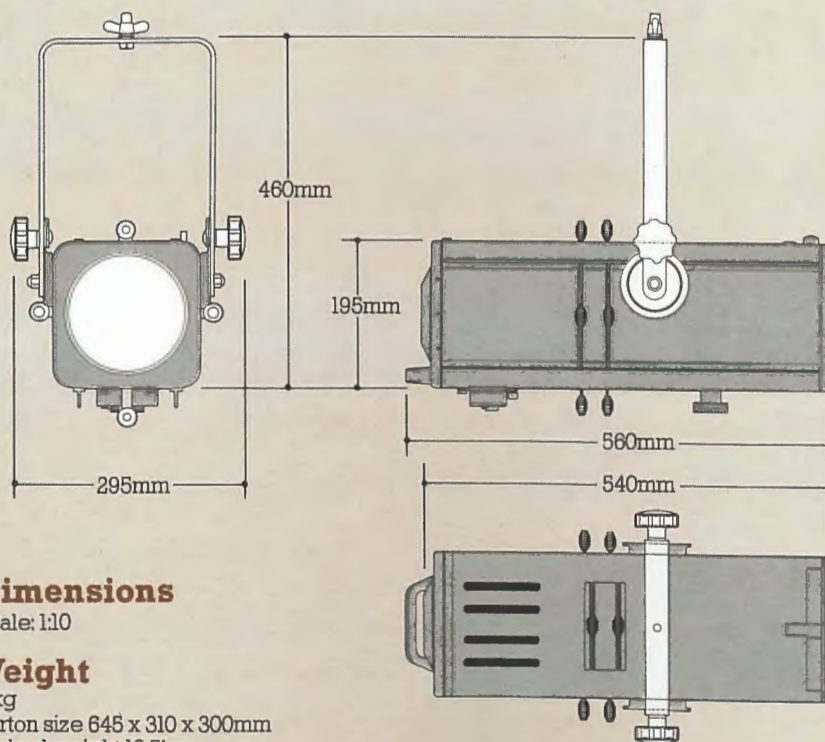
1000W HALOGEN BIFOCAL SPOT

21 031 0T



The unique Rank Strand luminaire providing, simultaneously, soft edge and hard-edge beam shaping, or alternatively all soft or all hard edges. The ability to mix edge qualities allows precise cut-off on one or more sides of the beam with the remainder shaped, but soft, to merge into adjacent beam patterns. The beam quality is also adjustable from a peaky distribution to a flat field. The medium angle spread is a 22° maximum circle to suit the majority of front-lighting applications; for throw distances less than about 9 metres the spread can be increased to 30°, or an extra-wide 38°, by the addition of a supplementary lens to an internal, slot-in mount. Unlike the original Bifocal spots, there is no significant reduction in optical performance when mixed edge qualities are not required and the rear of the two sets of beam shaping shutters are used for a straightforward Profile spot.

The fully integrated housing, with full length ventilation slots, also includes a removable lamptray, gate runners for an iris diaphragm accessory, lens movement, and internal colour frame runners with a swing safety catch. A grab handle is fitted at the rear.



Order Codes

T-Spot 64 Bifocal Spot, 22° maximum	21 031 0T
90 x 430mm supplementary lens to increase beam spread to 30° maximum	27 777 01
90 x 230mm supplementary lens to increase beam spread to 38° maximum	27 644 09
1000W 240v Class T/11 Halogen lamp 23,000 lm, 750 hr. av. obj. life	34 206 14

Dimensions

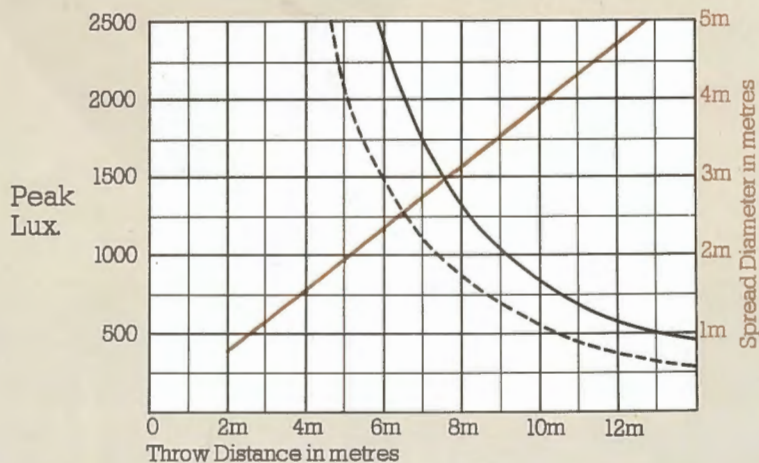
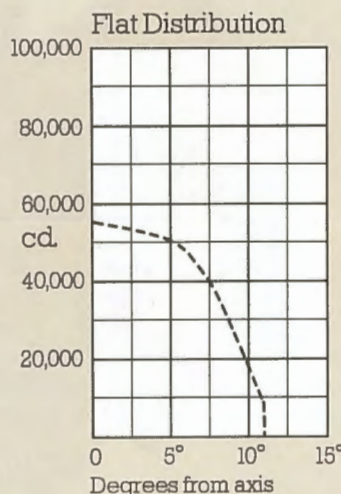
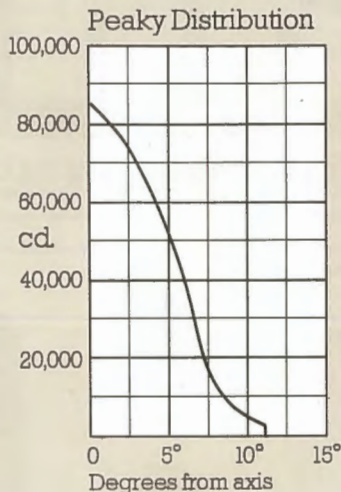
Scale: 1:10

Weight

10kg
 Carton size 645 x 310 x 300mm
 Packed weight 12.5kg

Performance

Typical performance, based upon 1000W 240v Class T/11 calibrated lamp, C.13 filament, 23,000 lm.
 Maximum circle, hard-edge focus
 Cut-off angle 22° maximum
 Peaky field adjustment:
 ½ peak angle 12° maximum
 85,000 peak candela (cd)
 Flat field adjustment:
 ½ peak angle 18° maximum
 55,000 peak candela (cd)



Wide Angle Performance

1. With reversal of T64 front lens and addition of 90 x 430mm supplementary lens.
 Maximum circle, hard-edge focus
 Cut-off angle 30° maximum
 Peaky field adjustment:
 ½ peak angle 16° maximum
 58,000 peak candela
 Flat field adjustment:
 ½ peak angle 25° maximum
 34,000 peak candela
2. With reversal of T64 front lens and addition of 90 x 230mm supplementary lens.
 Maximum circle, hard-edge focus
 Cut-off angle 38° maximum
 Peaky field adjustment:
 ½ peak angle 21° maximum
 44,000 peak candela
 Flat field adjustment:
 ½ peak angle 28° maximum
 32,000 peak candela

--- Flat field
 — Peaky field

The Company reserves the right to make any variation in design or construction to the equipment described.

STRAND T64

Specification

Housing

Pressed steel housing integrating both lamphouse and long-travel lens movement within the same overall section and incorporating full length, baffled ventilation slots. Heat-resisting grab handle fitted to rear

Fork

Mild steel, reversible, with 90mm dia. friction disc each side and a handgrip knob for tilt clamp. Alternative tilt pivot position behind the gate. Fork threaded and supplied with ½ -in. Whit. bolt, washers and wingnut for suspension and swivel clamp.

Lampray Assembly

GX.9.5 2-pin lampholder, with integral heat-sink, mounted on removable assembly normally secured by two slotted fasteners with removable toggles. Assembly includes locating tongue, ducted ventilation, peaky/flat field external adjustment and porcelain terminal block, in external shroud, fitted with 1m external length of 3 x 1.5mm² conductor, toughened silicone rubber insulated and sheathed flexible cable secured by a strain-relief gland.

Reflector

160mm dia. faceted ellipsoidal reflector of polished anodised aluminium.

Gate Assembly

Two separate sets of four steel alloy beam-shaping shutters with heat-resisting, serrated-edge knobs with recessed fixing. Top-access gate runners for addition of drop-in iris diaphragm accessory.

Lens

150 x 230mm plano-convex lens in internal long travel lens mount, moved and locked in a fully baffled slot, by a single heat-resisting handgrip knob.

Colour Frame

Double internal runners with swing safety catch; one 165mm square colour frame supplied for 'Cinemoid' sheet or thin-film 'Chromoid'. Flat front of housing also has thread-inserts for add-on colour change accessories.

Finish

High temperature stoved texture black

Lamps

1000W max. GX.9.5 (2-pin) base. 55mm l.c.l. with 40mm max. dia. quartz envelope. Class T/11 Halogen recommended for stage use.

Accessories

165mm ² lens guard, 25mm mesh	27 885 02
12-leaf Iris Diaphragm	23 775 13
Net weight 0.2kg	
Additional Lampray Assembly	27 795 13
Net weight 0.75kg	
90 x 430mm extra lens	27 777 01
90 x 230mm extra lens	27 644 09
Additional Colour Frame	27 792 17
Net weight 0.2kg	
Chromoid Wheel 24v	23 890 07



Travelling Light (Birmingham) Ltd.
 177 Rookery Road,
 Birmingham B21 9QZ
 021-523 3297