

# STRAND MINISPOT

# A new exciting approach to creative and decorative architectural lighting

Theatre and television designers are to be envied for the flexibility of their stage and studio lighting. Their lighting must be capable of doing 'anything'—the only limit being the imagination of the user. Consider the complete change between the lighting of one scene and another or, often between one moment and another in the same scene: the ability to make one area light and another dark and the next moment to be able to transpose completely this condition, gradually or instantly. Strand's new Minispot gives the very same flexibility to architectural and decorative lighting, because it does everything conventional lighting can never do. Strand Minispots are small, neat and attractive to look at and of a wattage which allows them to be used anywhere. Instead of a blinding super-efficient fixed glare, these units are gentle in performance, and the light levels are increased by using several at a

time. Each Minispot is, like its big counterpart of stage and television, extremely versatile. For example, the variable focus of the Minispot enables the exact light spread to be achieved without changing its position as is necessary with the general run of fixed focus spotlamps. Minispots are supplied with ceiling fixings but wall brackets and other mountings are also available.

Alternatively, adaptors are available for hanging from proprietary tracks such as "Lytespan" or "Taplite". In no case is there any untidy wiring exposed to view.

All Minispots take any of the sixty or so Strand Cinemoid colour filters. To complete the flexibility of a Minispot installation Minicontrol panels or automatic programming can be used to regulate the light with dimmers, accenting some spots or colours and reducing the intensity of others.

Fig. 1



## How to use the Minispot

The Minispot goes anywhere that a 100-watt lamp can be used; and that really means anywhere. Its modern, clean styling allows it to be easily integrated with any decor.

If need be it is small enough to be concealed. Although it can be used as single lighting unit, the Minispot is primarily intended for use in chorus. An ideal way of doing so is by using the 'Minilabrum'—six Minispots suspended in a cluster providing a new type of decorative illumination (Fig. 3).

## The Minispot range

There are three types:

**The Minispot**, which has shutters to shape its beam profile to any four or three sided shape and focusing lenses to expand and contract the area of light.

**The Mini-Softspot**, which by adjusting a single knob produces a soft pool of light of greater or lesser area.

**The Mini-Kaleidospot** which, with easily interchangeable parts, projects an infinite array of ever-changing colour fantasies.

The standard finish for the Minispot range is black with silver body. A satin black body can be supplied on request.

## Minispot (Patt. 100 and 101)

Any shape or profile can be achieved by simply altering the angles of the four shutters. The beam will then exactly cover the area to be lit as in Fig. 1. The lens (Fig. 2) is focused to give a 30° beam with a sharp edge. A second lens can be added to increase the spread to 48°—the resulting combination being a miniature zoom.

Fig. 2





Fig. 3






Fig. 4




Fig. 5




Fig. 6




Fig. 7

## Mountings

Mounting is simple, the standard backplate fixes directly to a 2 in. conduit box. Other recommended Minispot mountings are the "Ceiling Master" backplate (Fig. 4) and the "Lytespan" track (Fig. 6). Both of these make automatic connection with the electric supply and greatly simplify adjustment of layout. Yet another method is to use "Taplite" prewired miniature trunking.

Wall bracket and table mounting versions (Figs. 5 and 7), the latter with 6 feet of flex, are available. Every Minispot, whatever its fixing, is adjustable to pan and tilt and is fitted with locking devices to keep it in position.




Fig. 8




Fig. 9

## Light Sources

The standard lamp is an SBC\* 100 watt mains voltage miniature projector type (Fig. 8), but two 100 watt 12 volt Tungsten Halogen, commonly referred to as Quartz Iodine, are also available. Both of these maintain their original light output throughout life, but one is intended for long life, 2000 hours, and the other for extra brightness at 50 hours, as for exhibition displays. The tungsten halogen Minispots (Fig. 9) are fitted with special holders and are referred to as Patt. 101, in the case of the Profile type, and Patt. 104, in the case of the Mini-Softspot. The Patt. 102 Mini-Kaleidospot is arranged to take the tungsten halogen lamp only.

The Patts. 101, 102 and 104 require a transformer to convert the mains to 12 volts. Two standard sizes, ref. 677 feeding one lamp, and ref. 678 to feed three lamps are available. Alternatively these models can be supplied with a pedestal base with transformer built-in as in Fig. 7. Special transformer arrangements can be quoted to order.

*\*In US and Canada double contact*

Fig. 10



### Mini-Softspot (Patt. 103 and 104)

This is another extremely versatile instrument. In this case the whole of the front of the lamphouse is formed as a moulded fresnel type step lens (Fig. 11). The lamp, together with its reflector, is moved relative to the lens by a single adjusting knob, closer for a 45° flood or further away for a spot. The lantern has all the same fixings as the profile Minispot and can be used pointing up or down as required. In one application a row of Mini-Softspots can be bracketed to point downwards from near ceiling level, as in Fig. 10 and, in another, the process can be

reversed, the units being mounted low down pointing upwards. In both cases, if desired, the reflector can be removed and a piece of expanded metal substituted in order to project a supplementary low intensity patterned light.

Decorative tricks apart, the Mini-Softspot makes an excellent adjustable spotlight to use like a spotlight. Indeed, not only are model and puppet theatres likely to use them but the real stage as well, where their very small size will allow concealment in order to shed light on the most awkward places.




Fig. 11



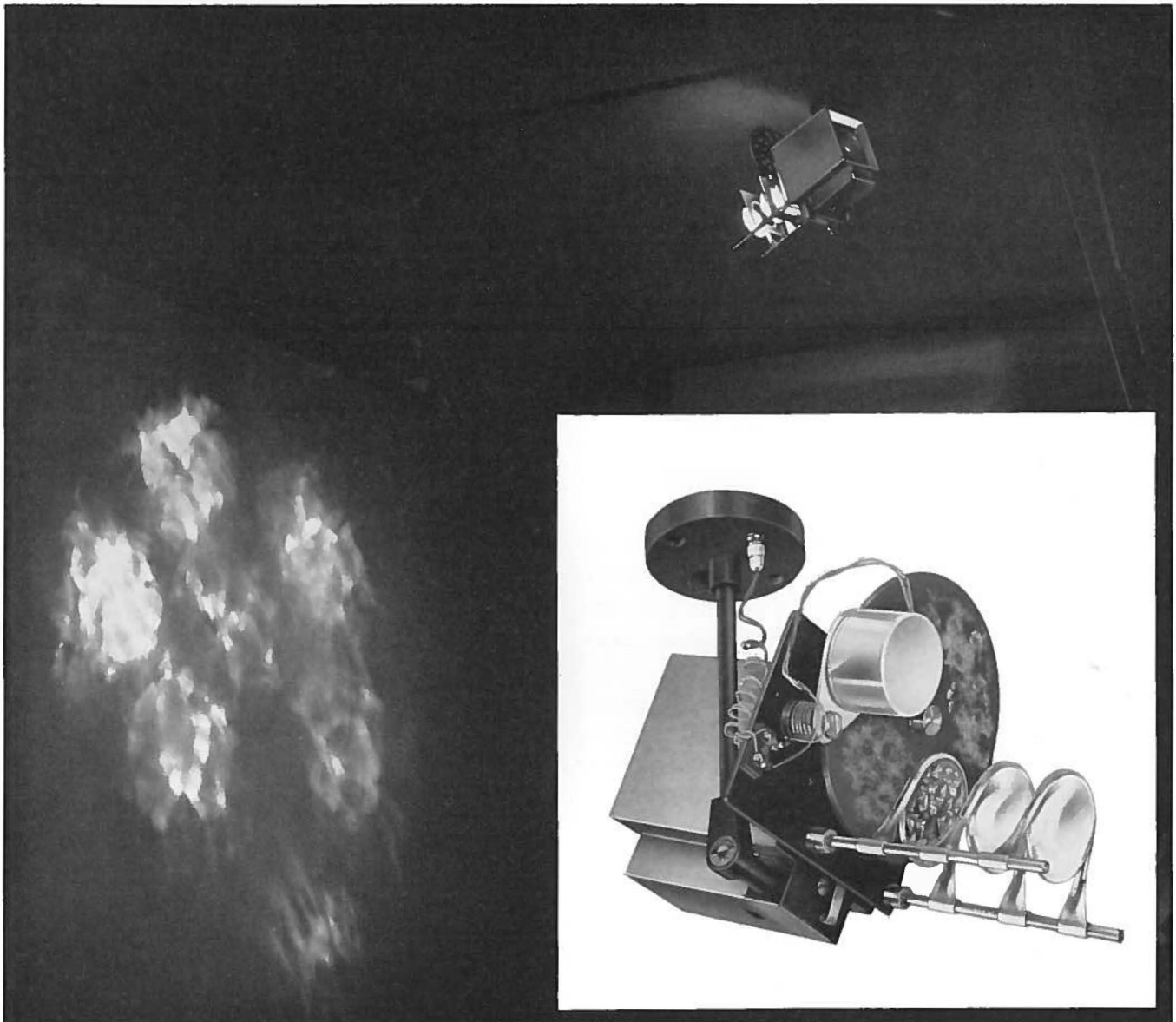


Fig. 12

### **Mini-Kaleidospot (Patt. 102)**

Nothing like the Kaleidospot has ever been possible before. This unit makes use of a series of attachments to project patterns still or moving.

The Mini-Kaleidospot should not be confused with the normal 2 × 2 inch or 35 mm. slide projector. For one thing, it is very much smaller than most of them, for another, it is intended for a totally different purpose.

It introduces the range of optical effects, clouds, snow, dissolving colour, common for so long on the stage, without the large and complicated apparatus.

The Mini-Kaleidospot uses a mini-disc of only  $4\frac{3}{4}$  in. diameter and a tiny electric motor which is absolutely silent in operation. There is a choice of speed by changing the drive wheels provided.

For decorative purposes, the Mini-Kaleidospot with its 100 watt tungsten halogen lamp gives just the right amount of light to make the effect tell without being too distracting.

Fig. 13



## Super Kaleidospot

For applications such as shop windows where there may be a high level of competing light, a larger but still small projector using a tungsten halogen lamp is under development.





Fig. 14

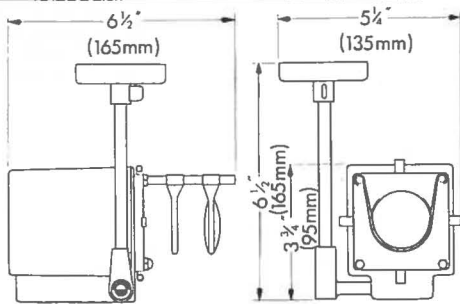
## How to control the Minispot

With theatre and television studio lighting installations it is always necessary to include a means of infinite regulation of intensity in each circuit—the dimmer. Dimmers are, of course, used to effect gradual changes such as dawns or sunsets. However, their most common use is in balancing the light by enabling each lighting instrument to be independently controlled.

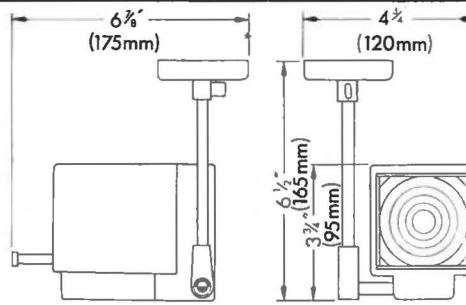
The provision of a few dimmers to regulate intensity is a simple matter in architectural lighting. Strand have produced a wide range of compact, new electronic devices (Fig. 14), without mechanical moving parts, for the control of Minispots. You can choose from finger tip control (Fig. 15), push-button control or fully automatic cycle change.

Fig. 15





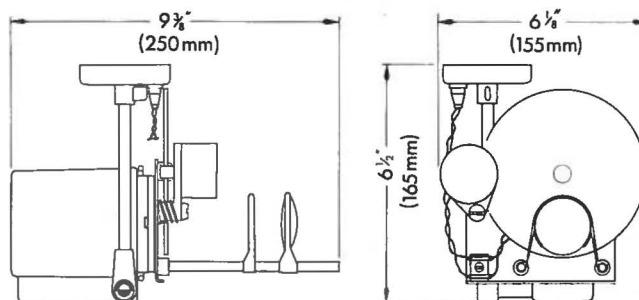
Weight 1½ lb (0.68 kilos)  
**Patt. 100 and 101**



Weight 1½ lb (0.79 kilos)  
**Patt. 103 and 104**

### SCHEDULE OF MINISPOTS AND ACCESSORIES

- Patt. 100** Minispot for 100w 110/240v lamp with 4 shutters for beam profiling, 30° max. beam spread, Cinemoid colour filter holder and ceiling plate.
- Patt. 100/B** Minispot as above but with wall bracket.
- Patt. 101** Minispot similar to Patt. 100 but for 100w 12v tungsten-halogen lamp (ceiling plate).
- Patt. 101/B** Minispot as above but with wall bracket.
- Patt. 101/T** Minispot as above but with built-in transformer base.
- Six/100** Minilabrum complete with six Minispots.
- Ref. 670** Additional lens and mount to increase beam spread to 48°.
- Ref. 671** Spare colour filter holder.
- Ref. 671/C** Cinemoid colour filter discs.
- Patt. 103** Mini-Softspot for 100w 110/240v lamp with square Fresnel lens giving variable spread (45° max). Cinemoid colour filter clips and ceiling plate.
- Patt. 103/B** Mini-Softspot as above but with wall bracket.
- Patt. 104** Mini-Softspot similar to Patt. 103 but for 100w 12v tungsten-halogen lamp (ceiling plate).
- Patt. 104/B** Mini-Softspot as above but with wall bracket.
- Patt. 104/T** Mini-Softspot as above but with built-in transformer base.
- Six/103** Minilabrum complete with six Mini-Softspots.
- Ref. 672** Set of spare Cinemoid colour clips (a colour frame is not required).
- Ref. 672/C** Cinemoid colour filter squares.
- Patt. 102** Mini-Kaleidospot for 100w 12v tungsten-halogen lamp, effects motor drive with changeable speed ratio and Ref. 680 colour disc, set of pattern glasses and two lenses and ceiling plate.



Weight 2½ lb (0.95 kilos)  
**Patt. 102**

- Patt. 102/T** Mini-Kaleidospot as above but with built-in transformer base.
- Patt. 102/SC; /FC; -/S; -/F** Mini-Kaleidospot as above but with Storm cloud (/SC), or Fleecy white cloud (/FC), or Snow (-/S), or Flame effect (-/F), and breakup glass and two lenses.
- Ref. 680** Colour disc and glasses.
- Ref. 681** Storm cloud disc.
- Ref. 682** Fleecy cloud disc.
- Ref. 683** Snow disc.
- Ref. 684** Flame disc and glass.
- Ref. 677** 220/250v (or 110/120v) input transformer for one Patt. 101, 102 or 104.
- Ref. 678** 220/250v (or 110/120v) input transformer for three Patts. 101, 102 or 104.
- Lamps** 100w 220 or 240v lamp (for Patt. 100, 103) Class T/8 or Philips 13339W.
- 100w 120v lamp (for Patt. 100, 103) N. American Ref. 100G16½/29DC.
- 100w 12v tungsten halogen lamp (for Patt. 101, 102, 104) Class A1/P (2000 hour).
- 100w 12v tungsten halogen lamp (for Patt. 101, 102, 104) Class A1/215 (50 hour).

The Strand Electric & Engineering Co. Ltd., 29 King Street, Covent Garden, London, W.C.2. Tel: 01-836 4444



**AUSTRALIA**  
 Strand Electric (Australia) Pty. Ltd.,  
 212 Graham Street,  
 Port Melbourne, Victoria. Tel: 64-1267

**CANADA**  
 Strand Electric Limited,  
 261 Davenport Road,  
 Toronto, Ontario. Tel: 925 5108

**GERMANY**  
 Strand Electric-Hessenbrunch G.m.b.H.,  
 Siemensstrasse 21,  
 63 Giessen/Lahn. Tel: 0641-76435

**U.S.A.**  
 Strand Electric Incorporated  
 3201 North Highway 100  
 Minneapolis, Minnesota 55422  
 Tel: 612.533.1597