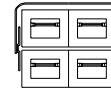
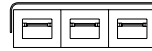
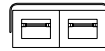




LIGHTING & ELECTRONICS, INC.

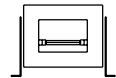
Market Street Industrial Park
 Wappingers Falls, NY 12590
 845-297-1244 FAX 845-297-9270
 info@le-us.com http://www.le-us.com

6571
BROAD CYC™
2000w



Height (Top to Bottom)	Cat# 6571-1	Cat# 6571-2	Cat# 6571-3	Cat# 6571-4
Width (Side to Side)	10-1/4"	10-1/4"	10-1/4"	21"
Depth (Front to Back)	11-7/8"	23-3/4"	35-5/8"	23-3/4"
Weight	8"	8"	8"	14"
Color Frame Size	11 lbs	23 lbs	34 lbs	48 lbs
	10-1/4" x 11-3/4" (for all Catalog Numbers)			

Height from floor to top of unit: 12"



Cat# 6571 Broad Cyc ground row with trunnions

PHOTOMETRICS:

SPREAD

Horizontal	Angle	mf
Beam (50% CBCP)	72°	1.45
Field (10% CBCP)	95°	2.18
Vertical		
Field (Cut-off)	86°	1.86

Distance from yoke to surface of unit: 3"



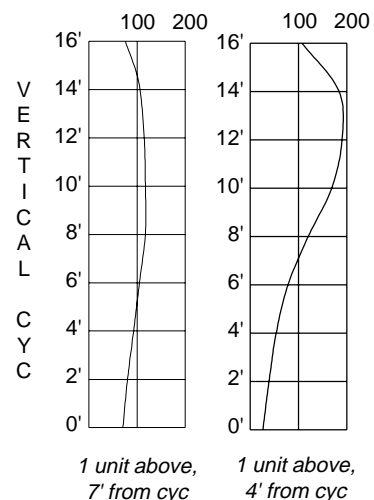
INTENSITY

Lamp	°K	Hrs	Lumens	MOL(")
300w EHM	2950	2000	5,900	4-11/16
300w EHZ Frost	2950	2000	5,770	4-11/16
500w FCL	3000	2000	10,000	4-11/16
500w FCZ Frost	3000	2000	10,700	4-11/16
500w FDF	3200	400	13,000	4-11/16
500w FDN Frost	3200	400	12,800	4-11/16
650w FCM/HIR	3275	400	26,400	4-11/16
750w EJG	3200	400	20,600	4-11/16
750w EMD Frost	3200	400	19,500	4-11/16
1000w FCM	3200	400	28,000	4-11/16
1000w FHM Frost	3200	400	27,300	4-11/16
675w FFT/HIR	3250	400	26,400	6-9/16
1000w FFT	3200	500	26,400	6-9/16
1500w FDB	3200	400	41,200	6-9/16
1500w FGT Frost	3200	400	40,200	6-9/16
2000w FFW	3200	125	55000	6-9/16

Center Beam Candlepower (CBCP) varies throughout the field of this luminaire due to the use of an asymmetric reflector. Therefore, CBCP is not listed.

To find any beam or field width at any distance: throw distance x mf = width

footcandles with FCM lamp



SPECIFICATION:

The luminaire shall be a UL/C-UL Listed 2000 watt max cyc light with two recessed single contact sockets to accept double ended 4-11/16" and 6-9/16" MOL tubular (T) lamps housed in a 24 gauge patterned aluminum reflector. The fixture shall be a one light unit capable of being configured, in the field, into a multiple unit striplight. The body shall be constructed of all welded code gauge steel. Two sets of color frame holders shall be made of four clips each on the top and bottom of the unit. All ventilating holes shall be baffled to minimize light leaks.

Relamping shall be accomplished from the front of the unit without disturbing the prefocused lamp alignment. Conversion of the socket settings from one lamp length (MOL) to another shall be accomplished without disassembling the unit, and with standard hand tools.

The fixture shall be supplied with a color frame, a three foot three wire lead in fiberglass sleeving, and a safety screen. All painted surfaces shall be baked enamel.