



# Strand Lighting

## P R O D U C T D A T A

### Nocturne 500

Wide-angle, general purpose single unit 500W floodlight. Supplied with KI 500W lamp.

W 500W V 230/240V < 60.5° 4.3kg  
\* 475 Lux 4m 215 x 240mm 4.5kg  
0.027m<sup>3</sup> EN60598 2-17

#### Cat. No. Description

14104	Nocturne 500W, 240V lamp, 15A plug
14103	Nocturne 500W, 230V lamp, Schuko plug

### Nocturne 1000

Wide-angle, general purpose single unit 1000W floodlight. Supplied with K4 1000W lamp.

W 1000W V 230/240V < 68.5° 4.3kg  
\* 360 Lux 4m 285 x 240mm 5.0kg  
0.033m<sup>3</sup> EN60598 2-17

#### Cat. No. Description

14114	Nocturne 1000W, 240V lamp, 15A plug
14113	Nocturne 1000W, 230V lamp, Schuko plug

### Nocturne Accessories

#### Cat. No. Description

44014	Additional KI 500W 240V lamp
44013	Additional KI 500W 230V lamp
44044	Additional K4 1000W 240V lamp
44043	Additional K4 1000W 230V lamp
18121	Barndoor, 500W
18122	Barndoor, 1000W
18123	Additional colour frame, 500W
18124	Additional colour frame, 1000W
18125	Outrig colour frame, 1000W
82010	Hook Clamp

### Coda 500

Wide-angle 500W floodlight in single, 3 or 4 compartment units for even top or bottom lighting of up to 6m cycloramas when used 1.5m from backdrop, and on 1.5m centres. Supplied with 500W KI lamp(s).

W 500W V 230/240V < 66° 3.75/8.1/10.1kg  
215 x 240mm 4.6/9.7/12.5kg  
0.03/0.078/0.102m<sup>3</sup> EN60598 2-17

#### Cat. No. Description

14014	Coda 500/1 500W cyclight, 240V lamp, 15A plug
14013	Coda 500/1 500W cyclight, 230V lamp, Schuko plug
14034	Coda 500/3 500W, 3-unit, 240V lamps
14033	Coda 500/3 500W, 3-unit, 230V lamps
14044	Coda 500/4 500W, 4-unit, 240V lamps
14043	Coda 500/4 500W, 4-unit, 230V lamps

### Coda 1000

Wide-angle 1000W single unit floodlight for even top or bottom lighting of cycloramas. Supplied with 1000W K4 lamp. Optional outrig colour frame accessory.

W 1000W V 230/240V < 84° 4.3kg  
285 x 240mm 4.8kg 0.035m<sup>3</sup>  
EN60598 2-17

#### Cat. No. Description

14024	Coda 1000 W Cyclight, 240V lamp, 15A plug
14023	Coda 1000 W Cyclight, 230V lamp, Schuko plug

### Coda Accessories

#### Cat. No. Description

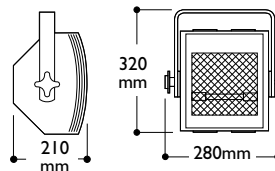
44014	Additional KI 500W 240V lamp
44013	Additional KI 500W 230V lamp
44044	Additional K4 1000W 240V lamp
44043	Additional K4 1000W 230V lamp
18121	Barndoor, 500W
18122	Barndoor, 1000W
18123	Additional colour frame, 500W
18124	Additional colour frame, 1000W
18125	Outrig colour frame 1000W
83100	Cable gland, Coda 3&4 cyclights
83010	9 core 1.5mm cable, (per m) Coda 3&4
82010	Hook Clamp
82000	Safety cable, light duty (up to 16kg)

# 1.4.3

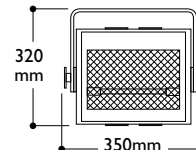
## F L O O D L I G H T S

# NOCTURNE™ 500W & 1000W CODA™ 500W & 1000W

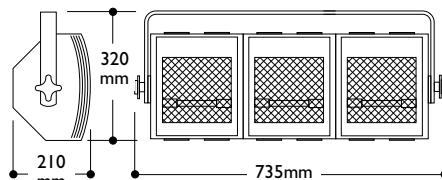
### Coda 500W Nocturne 500W



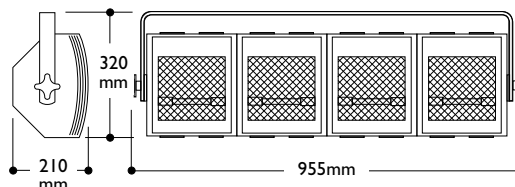
### Coda 1000W Nocturne 1000W



### Coda 500W/3



### Coda 500W/4



### Nocturne

- Single unit symmetric distribution floodlight
- For general internal floodlighting
- In two versions: 500W 118mm lamp and 1000W 189mm lamp
- Wide, even distribution
- Barndoor option
- Supplied in black finish with lamp, colour frame, integral wire safety mesh, mounting fork with M10 wingnut and bolt, 1.5m cable with plug
- Available as either 240V version (with 240V lamp and 15A plug) or 230V version (with 230V lamp and Schuko plug)

### Coda

- Single unit and compartment cyclorama floodlights with asymmetric distribution
- For even coverage of backcloths and cycloramas
- In two versions: 500W 118mm lamp and 1000W 189mm lamp
- Wide, asymmetric distribution
- Barndoor option for single units
- Supplied in black finish with lamp(s), colour frame, integral wire safety mesh, mounting fork with M10 wingnut(s) and bolt(s), 1.5m cable to bare ends (single units only)
- Available as either 240V version (with 240V lamp, single units with 15A plug) or 230V version (with 230V lamp, single units with Schuko plug)

## A GUIDE TO SYMBOLS AND ABBREVIATIONS

**GENERAL** W Supply voltage V Current rating in amps 4 Weight of product 5 Overall dimension of product 6 Packed weight 7 Packed volume 8 Compliance with safety standards.  
 W Watts (maximum recommended) < Beam angle 4 Throw (usual working distance from subject in meters).  
 \* Illuminance (maximum lux at throw distance stated with lamp recommended). 5 Colour filter frame size  
 BS British Standard IP International protection standard

**Photometric Data**

Typical performance based on 500W K1 240V lamp (Nocturne and Coda 500) and 1000W K4 240V lamp (Nocturne and Coda 1000)

**Peak Distribution Nocturne**

Throw (metres)	1	2	3	4	5	6
<b>500W</b>	4232	1028	470	264	169	117

Throw (metres)	1	2	3	4	5	6
<b>1000W</b>	8297	2074	922	518	331	230

**Spread (m) for Projected Throw in Metres**

Throw (metres)	1	2	3	4	5	6
<b>500W</b>	1.16	2.33	3.49	4.66	5.83	6.99
<b>1000W</b>	1.36	2.72	4.09	5.45	6.82	8.18

At 5.5m hanging, 45° angle. 1.5m from cyclorama on 1.5m centres

Floor level 45° angle. 1.5m from cyclorama on 1.5m centres

**Coda**

Cyc Height (metres)	1	2	3	4	5	6
<b>500W</b>	480	760	990	1000	1000	700

Cyc Height (metres)	1	2	3	4	5	6
<b>1000W</b>	2050	1760	1100	580	360	270

**Peak Intensity, 1/2 Peak and 1/10 Peak**

	1/2 Pk	1/10 Pk	Pk. Candelas
<b>Nocturne 500W</b>	60.5	95.8	4232
<b>Nocturne 1000W</b>	68.6	99.5	8297

For performance at any distance divide candela by Distance<sup>2</sup>

For performance of Coda 1000W unit refer to your Strand Lighting dealer

**Lamp Data**

Specify Strand lamps for replacement purposes to the following specifications

Volts	230V	240V	230V	240V
<b>Watts</b>	500W	500W	1000W	1000W
<b>Designation</b>	K1	K1	K4	K4
<b>Base</b>	R7s	R7s	R7s	R7s
<b>Lamp Length</b>	118mm	118mm	189mm	189mm
<b>Lumens</b>	9500	9500	22000	22000
<b>Rated Life-Hours</b>	2000	2000	2000	2000
<b>Colour Temp</b>	2900K	2900K	3000K	3000K
<b>Cat. No.</b>	44013	44014	44043	44044



# Strand Lighting

**London:** Strand Lighting Ltd, Grant Way, Isleworth, Middlesex, TW7 5QD, United Kingdom.  
Tel: +44 (0)181 560 3171 Fax: +44 (0)181 568 2103

**Wolfenbüttel:** Strand Lighting GmbH, Salzbergstraße 2, 38302 Wolfenbüttel, Germany.  
Tel: +49 (0) 5331 3008-8 Fax: +49 (0) 5331 78883

**Rome:** Strand Lighting Srl, Via delle Gardenie 33, Pontina Vecchia Km 33,400, 00040 Pomezia-Roma, Italy  
Tel: +39 (0) 6 914 7123 Fax: +39 (0) 6 914 7136

**Brussels:** Strand Lighting Ltd, Chaussée de Haecht 1801, 1130 Bruxelles, Belgium  
Tel: +32 (0) 2 245 8686 Fax: +32 (0) 2 245 2235

**Stockholm:** Strand Lighting Ltd, Box 20105, Tappvägen 24, 161 02 Bromma, Sweden  
Tel: +46 (0) 8 799 6950 Fax: +46 (0) 8 799 6954

ALSO

FACILITIES IN: **LOS ANGELES • NEW YORK • HONG KONG • MILANO • MUNICH • BERLIN**

© Copyright Strand Lighting Limited November 1995

**Electrical Data**

<b>Supply Voltage</b>	230 or 240 volts 50/60 Hz
<b>Max Lamp Wattage</b>	As indicated by luminaire wattage.
<b>Lamp Type/Base</b>	K1 500W or K4 1000W R7s sockets.
<b>Cable/Connection</b>	1.5m toughened silicone rubber sheathed cable, bare ends (Coda 500/3 & 500/4 are supplied, without cable, but with a cable gland at one end and a knockout at the other).
<b>Standards Compliance</b>	Designed to conform to EN 60-598 2-17

**Environmental Data**

<b>Max Operating Ambient Temp</b>	45°C
<b>Maximum Surface Temperature</b>	290°C
<b>IP Rating</b>	IP20
<b>Tilt/Recommended Angles of Use</b>	75° - 0 - 90°

**Mechanical Data**

<b>Paint/Finish</b>	High temperature stoved epoxy powder coat in black
<b>Lamp House Construction</b>	Pressure diecast aluminium alloy end sections common to all luminaires joined by machine threaded screws to pressed sheet steel housing. Anchorage provided for safety bond. Design allows for maximum heat dissipation assisted by convection ventilation.
<b>Mounting and Suspension</b>	Single units: Fork of aluminium alloy, reversible, with 70mm diameter friction disc and heat insulated hand knob. Fork threaded and supplied with M10 bolt, washer and wingnut Coda 500/3 & 500/4. Fitted with reversible 'L' forks, dual top suspension fork/groundrow tilt foot each with 70mm diameter friction disk and hand knob (Two hook clamps required for hanging unless swivel cross-bar is used).

**Weights and Dimensions**

	Nocturne 500	Nocturne 1000	Coda 500/1	Coda 500/3	Coda 500/4	Coda 1000
<b>Weight</b>	3.75kg	4.3kg	3.75kg	8.1kg	10.1kg	4.3kg
<b>Length</b>	210	210	210	210	210	210
<b>Width</b>	280	350	280	735	955	350
<b>Height</b>	320mm	320mm	320mm	320mm	320mm	320mm
<b>Packed Weight</b>	4.5kg	5.0kg	4.5kg	9.2kg	11.5kg	5.0kg
<b>Packed Volume</b>	0.027m <sup>3</sup>	0.033m <sup>3</sup>	0.027m <sup>3</sup>	0.073m <sup>3</sup>	0.095m <sup>3</sup>	0.033m <sup>3</sup>
<b>Filter Cut Size</b>	Nocturne & Coda 500, 500/3, 500/4: 214 x 240mm Nocturne & Coda 1000: 285 x 240mm					
<b>Colour Runner</b>	Nocturne & Coda 500, 500/3, 500/4: 214 x 240mm Nocturne & Coda 1000: 285 x 240mm					
<b>Colour Frame</b>	"Book-form" hinged with one edge serrated for top or bottom 'soft' edge characteristics.					

**Optical System**

<b>Reflector</b>	Nocturne: Symmetrical textured anodised aluminium. Coda: Asymmetrical textured anodised aluminium.
------------------	---

**Operational Data**

<b>Lamp Access</b>	Through the front of each unit or compartment via hinged wireguard with positive spring retention clip.
<b>Beam Shaping</b>	On single units only, 4-leaf barndoors.
<b>Tilt</b>	Heat insulated hand knob on right side of luminaire.
<b>Pan</b>	Single units: M10 bolt through top of fork Multiple units: Swivel crossbar and M10 bolt.

The Company reserves the right to make any variation in design or construction to the equipment described. © Strand Lighting Ltd 1995. Strand™, Strand Lighting™, Coda™ and Nocturne™ are trade marks of Strand Lighting Limited. Strand Lighting is a company within the Film & Television Division of The Rank Organisation Plc, United Kingdom. Country of origin United Kingdom.