

# STRAND CONTROL

## SWITCHBOARD PLATFORM DIMENSIONS

The diagrams on this page are provided to give an indication of space required to accommodate a stage switchboard, and at the same time allow adequate room for operation and maintenance.

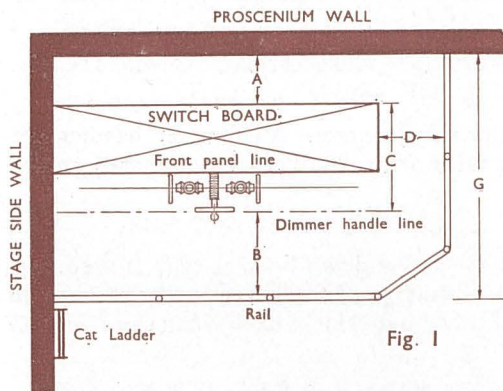


Fig. 1

### Minimum dimensions required for Switchboard Platform

Sunset Type		Slider Type		
Ft.	Ins.	Ft.	Ins.	
A	1 6	A	Nil	(For removal and servicing of dimmers)
B	2 6 Min.	B	2 6	(For switchboard operation.)
C	3 3	C	9½-12	
D	2 0 Min.	D	Nil	(For access to back of board.)
E	8 0 Min.	E	8 0 Min.	
F	7 6	F	7 6	(An average figure only.)
G	7 3	G	3 ½ Min.	

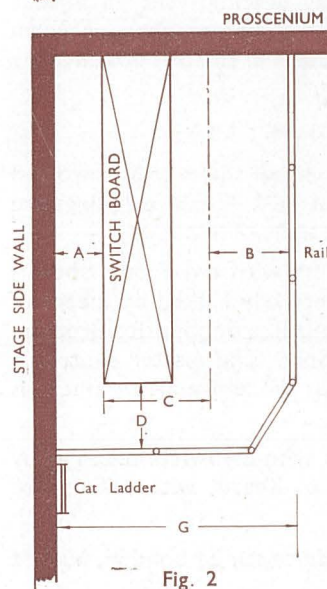


Fig. 2

Fig. 1 shows a typical switchboard installation in plan with the board parallel to the proscenium arch.

Fig. 2 gives an alternative arrangement wherein the switchboard is parallel to the side wall of the stage. Where local conditions permit, the former arrangement is much to be preferred as it allows the operator a better view of the stage, at the same time keeping the side walls clear for counterweight systems, scenery packs, etc.

Fig. 3 shows a side view of either of the foregoing arrangements.

Although the switchboard is shown on a perch or platform, the dimensions given will apply equally if it is situated at stage level.

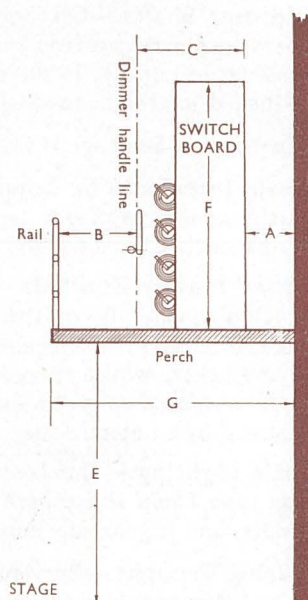



Fig. 3

No indication of switchboard length can be given as this is directly dependent on the number of dimmer ways, and height is given as an average only as this varies according to the design of each board.

The height of the platform above the stage is required for actors with tall head-dresses, period wigs, etc. If it is not possible to cantilever the platform from the adjacent walls, it should be suspended from the flies. No pillar should be installed to support the platform from the stage, as it will inevitably be found a serious obstruction and liable to cause accidents.

Although a cat-ladder is shown as the means of access to the perch, some licensing authorities require the provision of a sloping iron stairway.

HEAD OFFICE AND SHOWROOMS  
29, KING ST., COVENT GARDEN, LONDON, W.C.2  
SALES & GOODS · 24, FLORAL ST., W.C.2  
TEMPLE BAR 4444 · GRAMS: SPOTLIGHT, RAND, LONDON



BRANCHES  
313, OLDHAM ROAD, MANCHESTER 10  
COLLYHURST 2736  
62, DAWSON ST., DUBLIN · DUB 74030