


STRAND STAGE FLOODS

PATTERN 56 ACTING AREA FLOOD, 1000 Watt



This lantern gives a *narrow angle* vertical beam, the direct rays from lamp are cut off by spill-rings, obviating any ghost. It is suitable for lighting acting areas in conjunction with a cyclorama, boxing rings, etc. Seven of these lanterns, at a height of over 70 ft., provide the illumination of the platform at the Queen's Hall, London.

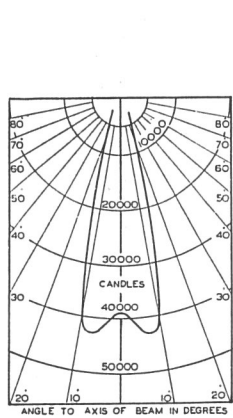
SPECIFICATION

Lantern constructed in lead-coated steel, efficiently ventilated. Fitted with spill-rings, hinged to allow access to lamp. Underside of lantern equipped with removable circular metal colour frame. Three-piece Type 56 domed "SUNRAY" silvered glass reflector. Tilting fork and 3 in. diameter locking wheels. Wired with 2 ft. rockbestos tails. Finish : black enamel outside, matt black inside.

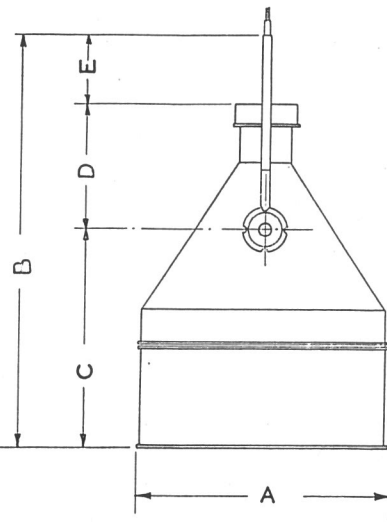
7-7-6
 PRICE (exclusive of Lamp) ... £6-0-0 -

						£ s. d.
B 70	Extra 16 in. diameter metal colour frames	0-3-6 each
B 71	Gelatine colours, cut to size	0 12 0 per doz.
B 72	"Chromoid" colours, cut to size (see page 98)	1-14-0 ,,
B 64	Safety chain with snap hook	0-2-0 each
B 65	"L" clamp for suspension from barrel	0-2-6 ,,

Lamp : 1000 or 500 watt Angle Burning General Service. G.E.S. Cap. **16/-**
 Beam Angle 24°. Cut Off Angle 24°.




Patt 56 Reflector with 1000 watt lamp.



DIMENSIONS PATTERN 56

	Ft.	In.
A ...	1	4½
B ...	2	4
C ...	1	3½
D ...		8½
E ...		4½

Nett weight of Lantern, 26 lbs.



Telephone : Temple Bar 7464 (6 lines).

STRAND ELECTRIC AND ENGINEERING CO., LTD.
FLORAL STREET, COVENT GARDEN, W.C.2

Telegraphic Address : Spotlite, Rand, London.