

stage. They have immediate access to the technical galleries and thence to the back stage areas.

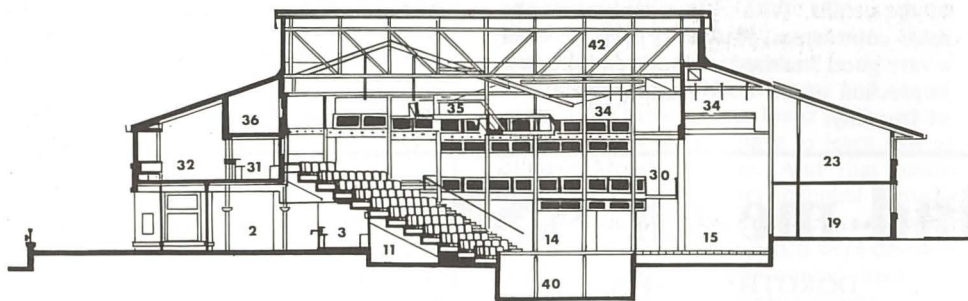
The auditorium seating is arranged in the now generally accepted 'continental' layout of long rows without a central aisle. This way the best seats are not lost to a gangway. The slightly wider spacing of the rows allows members of the audience to pass in front without obliging others to stand up to let them pass.

Our object has been to create a space which will be stimulating to all who participate in the theatrical experience; the actors by the intense focusing of the audience upon them; the directors by the opportunities for a variety of approaches to productions offered by the building with the

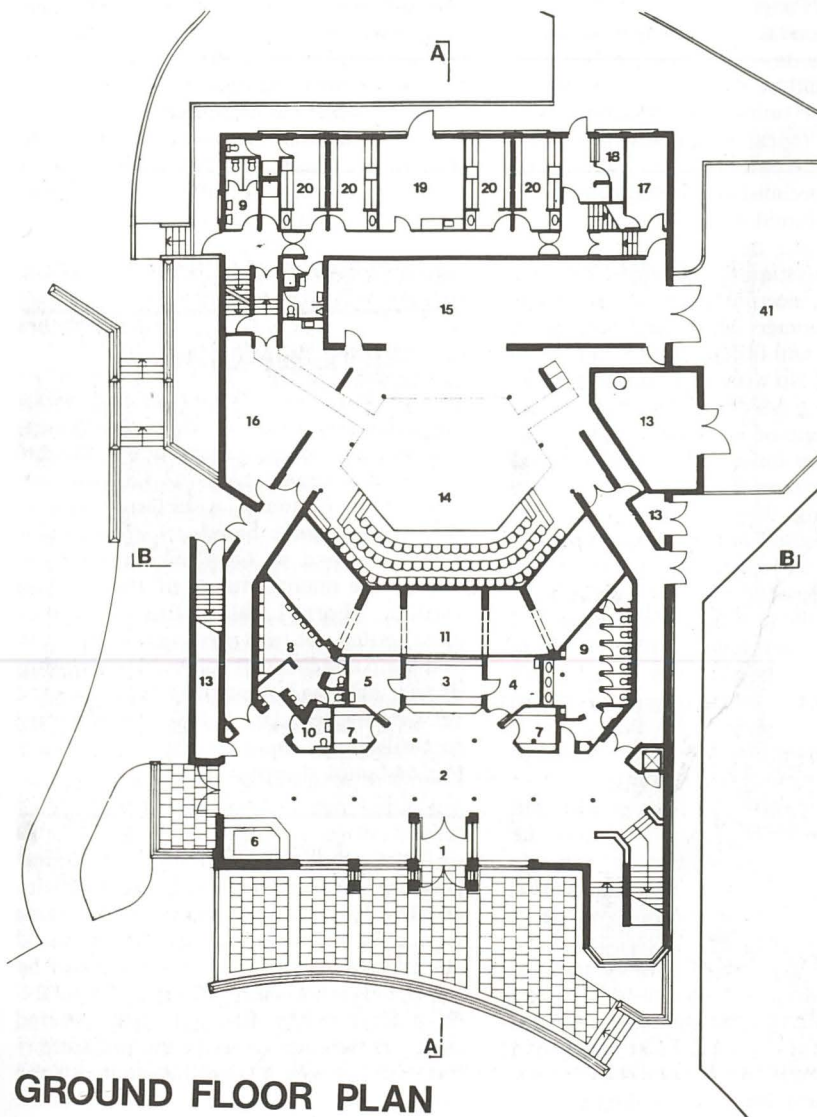
minimum of re-arrangements; to designers, technicians and stage management for the range of possibilities implicit in the design of the stage facilities, and not least to the audience who will find the theatre different from what they have become used to yet retaining a familiar theatrical flavour.

The foyers are arranged on two levels connected by a staircase which projects from the building. At ground floor level the main entrance leads to the box office flanked by cloak rooms. At either side are the lavatories and in the south west corner is a coffee bar. The process of buying a ticket should be as painless as possible and to add to the pleasure the buyer can relax with a cup of coffee and a snack while admiring the view of the Ipswich skyline from

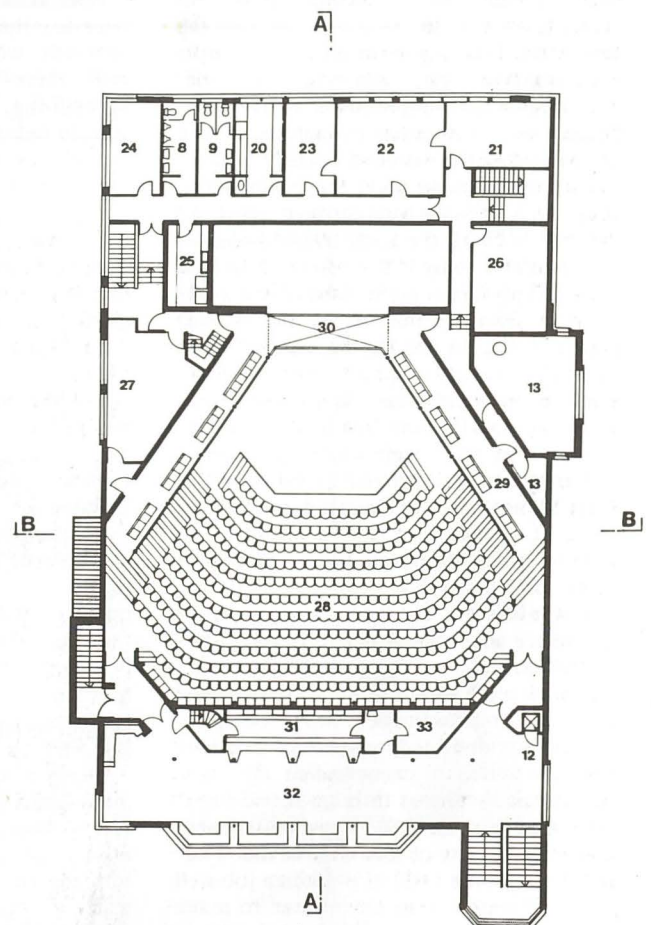
1. Entrance Lobby
2. Main Foyer
3. Box Office
4. Front of House Manager
5. Front of House Staff
6. Coffee Bar
7. Coat Store
8. Men's Lavatory
9. Women's Lavatory
10. Lavatory for Disabled
11. Void
12. Hoist
13. Plant
14. Main Stage
15. Inner Stage
16. Side Stage (wings)
17. Stage Manager
18. Stage Door Keeper
19. Green Room
20. Dressing Room
21. Artistic Director
22. General Office
23. Administrator's Office
24. Production Manager
25. Laundry
26. Office
27. Wardrobe
28. Auditorium
29. Balcony
30. Movable Bridge
31. Bar
32. Upper Foyer
33. Bar Store
34. Technicians' Gallery
35. Lighting Gallery
36. Control Lighting and Sound Room
40. Stage Basement
41. Car Park
42. Automatic Smoke Vent



SECTION AA



GROUND FLOOR PLAN



FIRST FLOOR PLAN